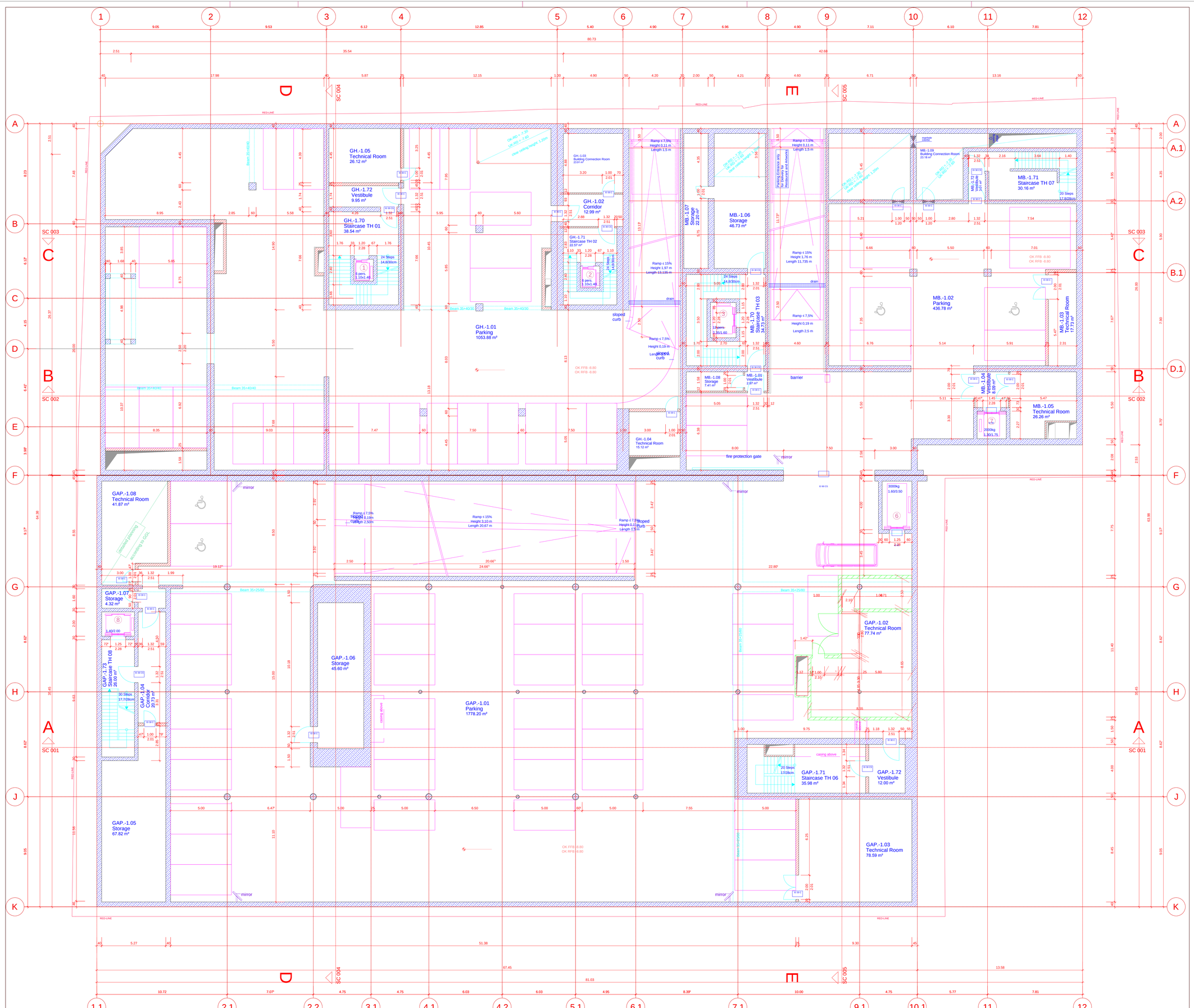

Legende / Legend / legenda:

Abkürzung / Shortcut / prisoTi aRrsSvnebi:

BT	Bauteil / building unit / samSenebis erTeuli	BE	Bodeneinlauf / floor drain / iatakis dinenaJi
A	Fläche / area / ubani	DE	Dachentwässerung / roof drainage / saxuravis dinenaJi
UK	Unterkante / bottom edge / qveda zRvari	DA	Dachaustritt / roof outlet / saxuravis samaRvre
OK	Oberkante / upper edge / zeda zRvari	Bb	Bodenbelagsmaterial / floor covering material / iatakis mosapirkeTebeli masala
VK	Vorderkante / front edge / wina zRvari	Br	Brandwand / firewall / xanZmauri
DK	Deckenkante / ceiling edge / winis zRvari	F 90	feuerbeständig / fire-resistant / cecxlmedegoba
UKR	Unterkante Rohbau / raw bottom edge / qveda zRvari	F 30	feuerhemmend / fire-retardant / cecxlmedegoba
OKR	Oberkante Rohbau / raw upper edge / zeda zRvari	DIN 4102 G 90	Verglasung / glazing / mokalva DIN 4102
UKF	Unterkante Fertig / finished bottom edge / qveda zRvari	G 30	Verglasung / glazing / mokalva DIN 4102
OKF	Oberkante Fertig / finished upper edge / zeda zRvari	T30	feuerhemmende Tür / fire-retardant door / cecxlmedegoi kari DIN 4102
RFB	Rohfussboden / finished floor / mosapirkeTebuli iataki	rd	rauchdicht / smoke-proof / kvamilgaumtari
RD	Rohdecke / raw ceiling / mosapirkeTebeli Weri	RS	Rauchschutztür / smoke-protection door / kvamitdamcavi kari
FD	Fertigdecke / finished ceiling / mosapirkeTebuli Weri	NA	Notausgang / emergency exit / saevakuacio gasasvleli
AHD	Abhangdecke / suspended ceiling / Sekiduli Weri	ME	mechanische Entlüftung / mechanical extract ventilation / mekanikuri gankvetiloba
BRH	Brüstungshöhe / parapet height / parapetis simaRle	RWA	Rauchabzug / natürlich (maschinell) / natural (mechanical) / smoke outlet / natural, mechanical / kvamilis gamtari
ST	Sturz / lintel / zRudari		
LH	Lichte Höhe / clear height / suf'la simaRle		
FH	Fensterhöhe / window height / fanjris simaRle		
FU	Fundament / foundation / fundamenti		
DF	Dehnfuge / expansion joint / Temuli nakeri		
WK	Wandklapper / wall flap / kedlis gadmosakidi luki		
UZ	Unterzug / downstand beam / qveda kiWi		
ÜZ	Überzug / upstand beam / zeda kiWi		

Rohdecke / height / raw floor in floor plan / mosapirkeTebeli iatakis simaRle iatakis zRvis gegmebSi

Höhenkoten bez. auf NN in Grad/ris / height in floor plan related to mean sea level / iatakis gegmebSi simaRle zRvis donesTan SedarebiT

Änderung gegenüber vorigem Index / modification to previous index / wina indexgziT Setanili cvileba

Zeichenerklärung / explanation of signs / niSnebis gamartlebebi:

Oberkante / upper edge / zeda zRvari
Unterkante / bottom edge / qveda zRvari
Fertigkote / height finished floor in floor plan / mosapirkeTebuli iatakis simaRle iatakis gegmebSi

Darstellung / illustration / sailustracio masalis:

	Stahlbeton / steel concrete / rkinabetoni
	Stahlbeton-Fertigteil / steel concrete prefabricated element / qarxnuli Carsoyvnis rkinabetonis elementebi
	Gipskartonwand / plasterboard wall / TabaSirmuyavis kedeli
	Gipskartonlament / plasterboard wall / TabaSirmuyavis kedeli
	Stahl geschnitten / steel as section / rTomis kveTi
	Dämmung / insulation / izolacia
	WS Wandschütz / wall slot / fari kedelSi
	WD Wanddurchbruch / wall hole / xvreli kedelSi
	WA Wandausspārung / wall sparing / niSa kedelSi
	FD Fussbodendurchbruch / floor hole / iatakis xvreli
	FA Fussbodenaussparung / floor sparing / iatakis niSi
	DD Deckendurchbruch / ceiling hole / xvreli WerSi
	DA Deckenaussparung / ceiling sparing / niSa WerSi

Ausführungshinweise:

Sämtliche Masze und Angaben sind von den ausführenden Firmen eigenverantwortlich zu prüfen. Unstimmigkeiten sind umgehend dem Architekten und der Bauleitung anzuzeigen. Sämtliche Höhenmasze beziehen sich auf das OK FFB, soweit nicht abweichend im Plan angegeben.
Die Brüstungshöhe ist angegeben von OK FFB bis OK von Brüstung! Die Türhöhe ist angegeben von OK FFB bis UK RB Sturz! Sämtliche Durchbruchsöffnungs- und Türbreitenmaße sind Rohbaumaße, soweit nicht anders angegeben und beziehen sich auf OK FFB.
Die Positionierung sämtlicher Anbiegungen nach Angabe des Statikers sind zu berücksichtigen. Angaben zu Entwässerung und Grundleitungen, Ankerschienen, Einbauteilen, Einbauteilen für Leerrohre, Blitzableiter, Aufzuge, Gerüstfundamente, Hausschrankinstallationen, sind den jeweiligen Ausführungs- und Montageplänen der Fachplaner bzw. ausführenden Firmen zu entnehmen. Alle Materialabzuge sind mittels Fuge zu trennen.

Die Vermaszung und Flächenberechnung der Räume beziehen sich auf die Rohbaumaße, da zum jetzigen Zeitpunkt die Wandoberflächen / Materialität noch nicht abgestimmt sind.

Notice:

All measurement and information have to be self dependent checked by the executing firm. Disagreements have to be directly reported to the architect and the construction management. All measures about the height are related to the "OK FFB" (upper edge of the finished floor) unless otherwise noted.
The parapet height is denoted from "OK FFB" until upper edge raw parapet! The height of the door is denoted from "OK FFB" until bottom edge raw lintel of the door. All measurements of wall holes and door width are raw measures unless otherwise noted and are denoted onto "OK FFB".
The expectable bending of the ceiling - as declared by the structural engineer - has to be considered.
Information about the dewatering and the main pipes, anchor rails, in-built units, in-built units for conduits, lightning conductors, elevators, equipment foundations, installations of mechanical services have to be taken by the execution and fitting plans of the particular planers or rather of the executing firm. All transitions have to be separated by a joint.

The dimensioning and area calculations of the rooms are denoted onto the raw measurements since for now the wall surface / materiality is not yet verified.

oTaxebis zomebi da sivrcis aTvla gaTvaliswinebuli redi zomebiS, ramTu amJamad kedlis zedapiri / mosapirkeTebeli masala jer arac dadgenili.

Doors - Fire Protection Requirements

EI 30 CS	Tür mit Feuerwiderstandsdauer von 30 min nach DIN EN 13501 mit Zusatzfunktion Rauchschutz / door with fire-resistance of 30 minutes with additional function of smoke-protection
EI 30 C	Tür mit Feuerwiderstandsdauer von 30 min nach DIN EN 13501 mit Zusatzfunktion Selbstschließfand / door with fire-resistance of 30 minutes with additional function of self-closure
EI 90	Tür mit Feuerwiderstandsdauer von 90 min nach DIN EN 13501 / door with fire-resistance of 30 minutes
EI 90 CS	Tür mit Feuerwiderstandsdauer von 90 min nach DIN EN 13501 mit Zusatzfunktion Rauchschutz / door with fire-resistance of 90 minutes with additional function of smoke-protection

index	date	drafter	note of change	proved
l	17.09.2015	AKU		
k	02.09.2013	MMA	elevators	
j	23.08.2013	MMA	thickness of brick walls adjusted to 12 and 25 cm	
i	30.07.2013	MMA	casings added; drains at ramps added	
h	27.06.2013	MMA	doors adjusted to formwork drawings	
g	12.06.2013	MMA, DPO	MB: wall thickness TH 03, TAC: several doors adjusted	
f	15.04.2013	DPO	GAP: Technical room -1.08 wall modified, several door measurements + positions adjusted	
e	10.04.2013	MMA, DPO	GH: door measurements and positions adjusted; Adjustments due to moved Library-Wall, Staircase TH 01	
d	20.03.2013	MMA, DPO	GAP: outside wall modified, axis B, C, D, E, by 30 cm; axis 1.1 by 15cm; GH: several door measurements and dimensions; columns added, 1 opening slot deleted	
c	30.01.2013	SUN, MMA	Museum: new door in "museum" at ramps, mirror and marks, wall bit axis 7.1, curves wall axis G; Cafeteria: ramp and stairs; **Reduction of the Modern Building**	
b	23.01.2013	MMA	GH: Wall opening changed, Parking Spaces added; Wall removed; Museum: Columns moved	
a	17.01.2013	SUN	GH: Stairs and Elevators; MB: Elevator	

work phase / **samuSaoTa faza**

Phase 4 - Construction Documents

plan no. / **gegma #** — **AR_3_L-1_GR_001_I** — ind st

drawing contents / **naxazis Sinaarsi**

Floorplan Level -1

± 0.00 = +439.20 üNN

GUEST HOUSE **gesThauzi** | ART HOUSE **arthauzi** | MUSEUM **muzeumi**

project number / **proeqtis nomeri**: 1211

project / **proeqti**: Museum of Fine Arts / **saxviTi xelovnebis muzeumi**

client / **damkveTi**: MAGTI Ltd. — **Sps "magTI".**

152 David Agmashenbeli Ave — **daviT aRmaSeneblis gamziri 152**

0112 Tbilisi, Georgia — **0112, Tbilisi, saqarTvelo.**

location / date / approval by the owner / **adgilmdebareoba / TariRi / mflobelis damowmeba**

general planner / **generaluri damgegmavi**

W+P
Gesellschaft für Projektabwicklung mbH
Huyssenallee 66-68
45128 Essen, Germany

author of the architectural design / **arqitekturuli proeqtis avtori**

GIA & ARCHIL KURDIANI'S STUDIO DYNASTY
44 Barnov Street
0179 Tbilisi, Georgia

Sps "gia da arCil qurdianebis studia <<dinastia>>"
barnovis quCa 44
0179, Tbilisi, saqarTvelo

author of the architectural planning / **arqitekturuli naxazebis Semsruleblebi**

PLAN FORWARD GmbH
Hospitalstraße 12
70174 Stuttgart, Germany

location / date / author: **adgilmdebareoba / TariRi / naxazis avtori**

ISSEMAR ARCHIVE, REV 01, GEORGIA
ART PALACE & MODERN BUILDING II
QUEST HOUSE PRE-CONSTRUCTION II

internal note (dwg / ctb / layer management): AR_3_L-1_GR_001_V.dwg — PF_3_100.ctb

project leader / **proeqtirebis zedamxedveloba**: DDE

drafter / **mxazveli**: MMA

date of creation / **TariRi**: 23.09.2013

plan size / **furclis zoma**: 840 x 1188

M1:100

Legende / Legend / ლეგენდა

Abkürzung / Shortcut:

BT	Baukeil / building unit / ბაშენებული ერთეული
A	Fläche / area / ფართი
UK	Unterkante / bottom edge / ქვედა ზედაპირი
OK	Oberkante / upper edge / ზედა ზედაპირი
VK	Vorderkante / front edge / წინა ზედაპირი
DK	Deckenkante / ceiling edge / ჭერის ზედაპირი
UKR	Unterkante Rohbau / raw bottom edge / უხეშ-ზედაპირიანი ქვედა ზედაპირი
OKR	Oberkante Rohbau / raw upper edge / უხეშ-ზედაპირიანი ზედა ზედაპირი
UKF	Unterkante Fertig / finished bottom edge / მოპირკეთებული ქვედა ზედაპირი
OKF	Oberkante Fertig / finished upper edge / მოპირკეთებული ზედა ზედაპირი
FFB	Fertigfussboden / finished floor / მოპირკეთებული იატაკი
RFB	Rohfussboden / raw floor / უხეში იატაკი
RD	Rohdecke / raw ceiling / უხეში ჭერის ზედაპირი
FD	Fertigdecke / finished ceiling / მოპირკეთებული ჭერი
AHD	Abhangdecke / suspended ceiling / შეკიდული ჭერი
BRH	Brüstungshöhe / parapet height / პარაპეტის სიმაღლე
ST	Sturz / lintel / ზედაპირი
LH	Lichte Höhe / clear height / სუფთა სიმაღლე
FH	Fensterhöhe / window height / ფანჯრის სიმაღლე
FU	Fundament / foundation / ფუნდამენტი
DF	Dehnfuge / expansion joint / ტემპერატურული ნაკერი
WK	Wandklappe / wall flap / კედლის ვენტილაციური ლუქი
UT	Unterzug / downstand beam / ქვედა კოჭი
ÜZ	Überzug / upstand beam / ზედა კოჭი
BE	Bodeneinlauf / floor drain / იატაკის ღრმული
DE	Dacheinfassung / roof drainage / სახურავის ღრმული
DA	Dachaustieg / roof outlet / სახურავზე ჩასასვლელი
Bb	Bodenbelagsmaterial / floor covering material / იატაკის საფარის მასალა
Br	Brandwand / fireproof wall / ცეცხლგამძლე კედელი
F 90	feuerbeständig / fire-resistant / ცეცხლმედეგობა DIN 4102
F 30	feuerhemmend / fire-retardant / ცეცხლშეფერხება DIN 4102
G 90	Verglasung / glazing / მინაფენა DIN 4102
G 30	Verglasung / glazing / მინაფენა DIN 4102
T30	feuerhemmende Tür / fire-retardant door / ცეცხლშეფერხებადი კარი DIN 4102
rd	rauchdicht / smoke-protection door / კვამლგაუმტარი კარი
RS	Rauchschutztür / smoke-protection door / კვამლგაუმტარი კარი
NA	Notausgang / emergency exit / ხანძარსაწინააღმდეგო გასასვლელი
ME	mechanische Entlüftung / mechanical extract ventilation / მექანიკური განიავება
RWA	Rauchklapp, natürlich, maschinell / smoke outlet, natural, mechanical / კვამლის გასაწოვი ღიობი (ბუნებრივი, მექანიკური)
(nr)/(ma)	(natürlich, maschinell) / (natural, mechanical) / (ბუნებრივი, მექანიკური)
RM	Rauchmelder / smoke detector / კვამლის სიგნალიზატორი
LT	Lichttaster / motion detector / მოძრაობის სენსორი
BM	Bewegungsmelder / motion detector / მოძრაობის სენსორი

Zeichenerklärung / explanation of signs / ნიშნების განმარტებანი:

- Oberkante / upper edge / ზედა ზედაპირი
- Unterkante / bottom edge / ქვედა ზედაპირი
- Fertigfuss. / height finished floor in floor plan / მოპირკეთებული იატაკის სიმაღლე იატაკის გეგმებში
- Rohfuss. / height raw floor in floor plan / მოუპირკეთებელი იატაკის სიმაღლე იატაკის გეგმებში
- Höhenkoten bez. auf NN im Grundriss / height in floor plan related to mean sea level / იატაკის გეგმებში სიმაღლე ზღვის დონესთან შეფარდებით
- Änderung gegenüber vorigem Index / modification to previous index / წინა ინდექსში შეტანილი ცვლილებანი

Darstellung / illustration / საილუსტრაციო ნიშნები:

- Stahlbeton / steel concrete / რკინაბეტონი
- Stahlbeton-Fertigteil / steel concrete prefabricated element / ქარხნული წესით დამზადებული რკინაბეტონის ელემენტი
- Mauerwerk / masonry / ქვა, აგური
- Stahlbeton-Fertigteil / reinforcedconcrete precast / ქარხნული წესით დამზადებული რკინაბეტონის ელემენტი
- Stahl geschnitten / steel as section / ლითონის ჭრილი
- Dämmung / insulation / ანაბრალი
- WS Wandschlitz / wall slot / კედლის ღარები
- WD Wanddurchbruch / wall hole / კედელში ღიობები
- WA Wandaussparung / wall sparing / კედლის ჭრილები
- FD Fussbodendurchbruch / floor hole / სართულის ღიობები
- FA Fussbodenaussparung / floor sparing / იატაკის ჭრილები
- DD Deckendurchbruch / ceiling hole / ჭერული ღიობები
- DA Deckenaussparung / ceiling sparing / ჭერის ჭრილები

Ausführungshinweise:

Sämtliche Masze und Angaben sind von den Ausführenden Firmen vor Beginn der Arbeiten zu prüfen. Unstimmigkeiten sind umgehend dem Architekten und der Bauleitung anzuzeigen. Sämtliche Höhenmasze beziehen sich auf das OK FFB, soweit nicht abweichend im Plan angegeben.

Die Brüstungshöhe ist angegeben von OK FFB bis OK roh Boden/ OK Türhohe ist angegeben von OK FFB bis UK RB Sturz/ Sämtliche Durchbruchöffnungs- und Turbendimsilla sind Rohbaumasze, soweit nicht anders angegeben und beziehen sich auf OK FFB.

Die zu erwartenden Deckendurchbiegungen nach Angabe des Statikers sind zu berücksichtigen.

Angaben zu Entwässerung und Grundleitungen, Anlagen, Einbauteilen, Einbauteilen für Gebäudetechnik, Fundamenten, Gerätefundamente, Hausdruckinstallationen, sind den jeweiligen Ausführungs- und Montageplänen der Fachplaner bzw. ausführenden Firmen zu entnehmen. Alle Materialstärke sind mittels Fuge zu trennen.

Die Vermaszung und Flächenberechnung der Räume beziehen sich auf die Rohbaumasze, da zum jetzigen Zeitpunkt die Wandoberflächen / Materialität noch nicht abgestimmt sind.

Notice:

All measurement and information have to be self dimensioned and checked by the executing firms. Disagreements have to be directly reported to the architect and the construction management. All measures about the height are related to the "OK FFB" (upper edge of the finished floor) unless otherwise noted.

The parapet height is denoted from "OK FFB" until upper edge raw parapet/ The height of the door is denoted from "OK FFB" until bottom edge raw lintel of the door. All measurements of wall holes and door width are raw measures unless otherwise noted and are denoted onto "OK FFB".

The expectable bending of the ceiling - as declared by the structural engineer - has to be considered.

Information about the dimensing and the main dimensions of walls, in-built units, in-built units for conduits, lightning conductors, elevators, equipment foundations, installations of mechanical services have to be taken by the execution and fitting plans of the particular planers or rather of the executing firm. All transitions have to be separated by a joint.

The dimensioning and area calculations of the rooms are denoted onto the raw measurements since for now the wall surface / materiality is not yet verified.

Doors - Fire Protection Requirements

EI 30 CS	Tür mit Feuerwiderstandsdauer von 30 min nach DIN EN 13501 mit Zusatzfunktion Rauchschutz / door with fire-resistance of 30 minutes with additional function of smoke-protection
EI 30 C	Tür mit Feuerwiderstandsdauer von 30 min nach DIN EN 13501 mit Zusatzfunktion Selbstschließend / door with fire-resistance of 30 minutes with additional function of self-closure
EI 90	Tür mit Feuerwiderstandsdauer von 90 min nach DIN EN 13501 / door with fire-resistance of 30 minutes
EI 90 CS	Tür mit Feuerwiderstandsdauer von 90 min nach DIN EN 13501 mit Zusatzfunktion Rauchschutz / door with fire-resistance of 90 minutes with additional function of smoke-protection

index	date	drafter	note of change	proved
l	02.09.2013	MMA	elevators, fire protection door MB.-2.09, perforated grid doors	
k	15.08.2013	MMA	thickness of brick walls adjusted to 12 and 25 cm; technical rooms GAP.-2.03 and MB.-2.10	
j	30.07.2013	MMA	casings added	
h	27.06.2013	MMA	doors adjusted to formwork drawings;structuring of technical rooms; MB: partition wall in technical room MB.-2.03 removed	
g	12.06.2013	MMA, DPO	MB: column added, wall thickness TH 03, GAP: several doors adjusted	
f	16.04.2013	DPO	GAP: Technical room -2.08 wall modified, several door measurements + positions adjusted	
e	11.04.2013	MMA	GH: Adjustments due to moved Library-Wall, Staircase TH 01	
d	20.03.2013	MMA	GAP: middle part moved: axis 4.1, 4.2, 5.2 by 35cm, axis 6.1 by 70cm	
c	30.01.2013	SUN	MuseumMB: wall axis F; Museum: all ramps, mirror and marks, wall on axis 7.3, curved wall axis G; GH/MB: ramp and gates Museum_staircase 08_Reduction of the Modern Building	
b	23.01.2013	MMA	GH: Door moved, Wall added; Museum: Columns moved	
a	17.01.2013	SUN	GH: Stairs and Elevators; MB: Elevator	

work phase / სამუშაოთა ფაზა:

Phase 4 - Construction Documents

drawing contents / ნახაზის შინაარსი:

Floorplan Level -2

plan no. / ტექნ. N: AR_3_L-2_GR_001_I

ind: tit

± 0.00 = +439.20 üNN

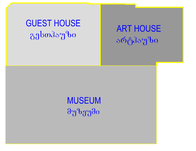

project number / პროექტის ნომერი: 1211

project / პროექტი: Museum of Fine Arts / სახვითი ხელოვნების მუზეუმი

client / დამკვეთი:

MAGTI Ltd.
152 David Agmashenbeli Ave
0112 Tbilisi, Georgia

შპს "მაგთი".
დავით აღმაშენებლის გამზირი 152
0112, თბილისი, საქართველო.

location / date / approval by the owner / ადგილმდებარეობა / თარიღი / მფლობელის დამოწმება:

general planner / ვენერალური დამგეგმარი:

W+P
Gesellschaft für Projektabwicklung mbH
Huyssenallee 66-68
45128 Essen, Germany

author of the architectural design / არქიტექტორული პროექტის ავტორი:

GIA & ARCHIL KURDIANI'S STUDIO DYNASTY
44 Barnov Street
0179 Tbilisi, Georgia

შპს "გია და არჩილ ქურდიანების სტუდია <<დინასტია>>"
ბარნოვის ქუჩა. 44
0179, თბილისი, საქართველო

author of the architectural planning / არქიტექტორული ნაწილების შემსრულებელი:

PLAN FORWARD GmbH
Hospitalstraße 12
70174 Stuttgart, Germany

location / date / author ადგილმდებარეობა / თარიღი / ნახაზის ავტორი:

based on AR-planno. ind: st

SI-ENKA-12-LSR-S-001_REVIZ_GEORGIA ART PALACE & MODERN BUILDING & GUEST HOUSE-PRE-CONSTRUCTION 3

internal note (dwg / ctb / layer management): AR_3_L-2_GR_001_V.dwg

PF_1_100.ctb

M1:100

project leader / პროექტის ხელმძღვანელი:	drafter / მხატვარი:	date of creation / თარიღი:	plan size / ფურცლის ზომა:
DDE	MMA	23.09.2013	840 x 1188

Legende / Legend / legenda:

Abkürzung / Shortcut / prideÎi alfaSvnebic

BT	Bauteil / building unit / samSenebilo erTeuli
A	Fläche / area / ubani
UK	Unterkante / bottom edge / qveda zRvari
OK	Oberkante / upper edge / zeda zRvari
VK	Vorderkante / front edge / wina zRvari
DK	Deckenkante / ceiling edge / Weris zRvari
UKR	Unterkante Rohbau / raw bottom edge / moupirkeTebeli qveda zRvari
OKR	Oberkante Rohbau / raw upper edge / zeda zRvari
UKF	Unterkante Fertig / finished bottom edge / moupirkeTebuli qveda zRvari
OKF	Oberkante Fertig / finished upper edge / moupirkeTebuli zeda zRvari
RFB	Fertigfußboden / finished floor / moupirkeTebuli iataki
RFB	Rohfussboden / raw floor / moupirkeTebeli iataki
RD	Rohdecke / raw ceiling / moupirkeTebeli Weri
FD	Fertigdecke / finished ceiling / moupirkeTebuli Weri
AHD	Abhangdecke / suspended ceiling / Sekidufi Weri
BRH	Brüstungshöhe / parapet height / parapetis simaRle
ST	Sturz / lintel / zRudari
LH	Lichte Höhe / clear height / suTa simaRle
FH	Fensterhöhe / window height / fanjris simaRle
FU	Fundament / foundation / fundamenti
DF	Dehnfuge / expansion joint / Temiuli nakeri
WK	Wandklappe / wall flap / kedlis gadmosaklo liuki
UZ	Unterzug / downstand beam / qveda kciWi
ÜZ	Überzug / upstand beam / zeda kciWi

Zeichenerklärung / explanation of signs / niSnebis ganmarteblebi

	Oberkante / upper edge / zeda zRvari
	Unterkante / bottom edge / qveda zRvari
	Fertigkote / height finished floor in floor plan / moupirkeTebeli iatakis simaRle iatakis gegmebSi
	Rohkote / height raw floor in floor plan / moupirkeTebeli iatakis simaRle iatakis gegmebSi
	Hohenkoten bez. auf NN in Metern / height in floor plan related to mean sea level / iatakis gegmebSi simaRle zRvis donesTan SedarebiT
	Änderung gegenüber vorigem Index / modification to previous index / wina indexgSi Setanili cvlileba

Ausführungshinweise:

Sämtliche Maaße und Angaben sind von den ausführenden Firmen eigenverantwortlich zu prüfen. Unstimmigkeiten sind umgehend dem Architekten und der Bauleitung anzuzeigen. Sämtliche Höhenmaße beziehen sich auf das OK FFB, soweit nicht abweichend im Plan angegeben.
Die Brüstungshöhe ist angegeben von OK FFB bis OK roh Brüstung/ Die Türhöhe ist angegeben von OK FFB bis UK RB Sturz/ Sämtliche Durchbruchöffnungs- und Türbetonwände sind Rohbaumaße, soweit nicht anders angegeben sind Putzmaße/ Lichte Maße.
Die zu erwartenden Deckendurchbiegungen nach Angabe des Statikers sind zu berücksichtigen. Angaben zu Einbauteilen und Druckfugen, Ankerrichtlinien, Einbauteilen, Einbaudetails für Lisenrohre, Bitblechen, Gerätehalterungen, Gerätefundamente, Haustechnikinstallationen, sind dem jeweiligen Ausführungs- und Montageplänen der Fachplaner bzw. ausführenden Firmen zu entnehmen. Alle Materialsatzse sind mittels Fuge zu trennen.

Die Vermaszung und Flächenberechnung der Räume beziehen sich auf die Rohbaumasse, da zum jetzigen Zeitpunkt die Wandoberflächen / Materialität noch nicht abgestimmt sind.

Notice:

All measurement and information have to be self dependent checked by the executing firm. Disagreements have to be directly reported to the architect and the construction management. All measures about the height are related to the "OK FFB" (upper edge of the finished floor) unless otherwise noted.
The parapet height is denoted from "OK FFB" until upper edge raw parapet/ The height of the door is denoted from "OK FFB" until bottom edge raw lintel of the door. All measurements of wall holes and door width are raw measures unless otherwise noted and are denoted only "OK FFB".
The expectable bending of the ceiling - as indicated by the structural engineer - has to be considered.
Information about the dewatering and the main pipes, anchor rails, in-built units, in-built units for conduits, lightning conductors, elevators, equipment foundations, installations of mechanical services have to be taken by the execution and fitting plans of the particular planers or rather of the executing firm. All transitions have to be separated by a joint.

The dimensioning and area calculations of the rooms are denoted onto the raw constructionmate since for now the wall surface / materiality is not yet verified.

BE Bodeninlauf / floor drain / iatakis drenaJi
DE Dachentwässerung / roof drainage / drenaJi
BT Bauteil / building unit / samSenebilo erTeuli
DA Dachausstieg / roof outlet / saxuravis saniaRvre
fbb Bodenbelagsmaterial / floor covering material / iatakis mosapirkeTebeli masala
Br Brandwand / firewall / brandmauri
F 90 feuerbeständig / fire-resistant / ceciXmedegoba
DIN 4102
F 30 feuerhemmend / fire-retardant / ceciXmedegoba
DIN 4102
G 90 Verglasung / glazing / mokaZva DIN 4102
G 30 Verglasung / glazing / mokaZva DIN 4102
T30 feuerhemmende Tür / fire-retardant door / ceciXmedegi kari DIN 4102
rd rauchdicht / smoke-proof / kvantgaumtari
RS Rauchschutztür / smoke protective door / kvamitdamcavi kari
NA Notausgang / emergency exit / saevakuacio gasasvleli
ME mechanische Entlüftung / mechanical extract ventilation / meqanikuri ventilacia
RWA Rauchabzug, natürlich, maschinell / smoke outlet, natural, mechanical / kvamitis gantari
Rlobl bunebrivi / meqanikuri
(-n)ö (-ma) (natürlich, maschinell) / (natural, mechanical) / (bunebrivi / meqanikuri)
DM Rauchmelder / smoke detector / kvamitis detegtori
SP Sprinkler / sprinkler / sprinkleri
BM Bewegungsmelder / motion detector / moZraobis detegtori

Darstellung / illustration / saillustracio masalis:

	Stahlbeton / steel concrete / Armabetoni
	Stahlbeton-Fertigteil / steel concrete prefabricated element / Armabetonis nawarmi nawilebi
	Mauerwerk / masonry / qvis wyoba
	Gipskartonwand / plasterboard wall / TabaSinuyvanis kedeli
	Stahl geschnitten / steel as section / rkiTxiani kveTi
	Dämmung / insulation / insolacia
	WS Wandschicht / wall slot / flan kvideSi
	WD Wanddurchbruch / wall hole / xvreli kvideSi
	WA Wandaussparung / wall sparing / niSa kvideSi
	FB Fussbodendurchbruch / floor hole / xvreli iatakSi
	FA Fussbodenaussparung / floor sparing / niSa iatakSi
	DD Deckendurchbruch / ceiling hole / xvreli WeriSi
	DA Deckenaussparung / ceiling sparing / niSa WeriSi

Doors - Fire Protection Requirements

EI 30 CS	Tür mit Feuerwiderstandsdauer von 30 min nach DIN EN 13501 mit Zusatzfunktion Rauchschutz / door with fire-resistance of 30 minutes with additional function of smoke-protection
EI 30 C	Tür mit Feuerwiderstandsdauer von 30 min nach DIN EN 13501 mit Zusatzfunktion Selbstschließend / door with fire-resistance of 30 minutes with additional function of self-closure
EI 90	Tür mit Feuerwiderstandsdauer von 90 min nach DIN EN 13501 / door with fire-resistance of 90 minutes
EI 90 CS	Tür mit Feuerwiderstandsdauer von 90 min nach DIN EN 13501 mit Zusatzfunktion Rauchschutz / door with fire-resistance of 90 minutes with additional function of smoke-protection

index	date	drafter	note of change	proved
L	17.09.2015	AKU		
I	02.09.2013	MMA	elevators, facade Art House	
k	23.08.2013	MMA	thickness of brick walls adjusted to 12 and 25 cm	
j	30.07.2013	MMA	casings added; thickness of brick walls adjusted; GAP: Guard Room for Underground Parking modified	
h	27.06.2013	MMA	GAP: Guard Room for Underground Parking added; Art: facade extended; GH: ramp and height courtyard door has been thickened and 1 carpenter stairway changed; beams added; door TH 01 moved; door heights modified; GH: height offset passage and escape route	
g	12.06.2013	MMA		
f	10.04.2013	DPO, MMA	door measurements adapted; Entrance MB due to moved Library-Wall; Staircase TH 01	
e	20.03.2013	MMA	GH: lowering of the courtyard by 30cm, Staircase TH 01; Security Center, Entrance, Door Staircase TH 02, GAP: Ramp Length middle passage added, a, c, e, f, 3.7 by 30cm, arch 6.1 by 70cm; Entrance Underground Parking reduced; GH: stair in courtyard deleted; GH: supply duct changed in position and dimension; steps wall added	
d	20.03.2013	DPO, MMA	MB: Window added at the Entrance, Wall shortened at Terrace; Museum: all ramps, mirror and marks, Wall on axis 7.2; GH: Wall moved at Entrance, width of wall Movie Hall, GH/MB: ramps and gates, Facade MB; **Reduction of the Modern Building**	
c	30.01.2013	MMA	GH: Entrance, Sauna and Dressing Room, Spiral Stair Courtyard; Museum: elevator pit	
b	22.01.2013	MMA	GH: Stairs and Elevators; MB: Elevator	
a	17.01.2013	SLN		

work phase / **samuSaoTa faza**: Phase 4 - Construction Documents
plan no. / **gegma #**: **AR_3_L0_GR_001_I**
ind: st
drawing contents / **naxazis Sinaarsi**: Floorplan Level 0

± 0.00 = +439.20 üNN

GUEST HOUSE **gesThauzi** · ART HOUSE **arthauzi** · MUSEUM **muzeumi**

project number / **proeqtis nomeri**: 1211
project / **proeqti**: Museum of Fine Arts / **saxviTi xelovnebis muzeumi**
client / **damkveTi**: MAGTI Ltd.
Sps "magTi".
152 David Agmashenbeli Ave
0112 Tbilisi, Georgia
daviT aRmaSenebis gamziri 152
0112, Tbilisi, saqarTvelo.
location / date / approval by the owner / **adgilmdebareoba / TariRi / mflobelis damowmeba**

general planner / **generaluri damgegmavi**:
W+P
Gesellschaft für Projektabwicklung mbH
Huyssenallee 66-68
45128 Essen, Germany

author of the architectural design / **arqitekturuli proeqtis avtori**:
GIA & ARCHIL KURDIANI'S STUDIO DYNASTY
44 Barnov Street
0179 Tbilisi, Georgia
Sps "gia da arCil qurdianebis studia <<dinastia>>"
barnovis quCa 44
0179, Tbilisi, saqarTvelo

author of the architectural planning / **arqitekturuli naxazebis Semsruleberi**:
PLAN FORWARD GmbH
Hospitalstraße 12
70174 Stuttgart, Germany

location / date / author: **adgilmdebareoba / TariRi / naxazis avtori**

DESIGNED ACCORDING TO / GEORGIA
ART PALACE & MODERN BUILDING &
GUEST HOUSE PRE-CONSTRUCTION II
internal note (dwg / ctb / layer management): AR_3_L0_GR_001_V.dwg
PF_1_100.ctb
M1:100

project leader / proeqtebis xelmZRvaneloba	drafter / mxazveli	date of creation / TariRi	plan size / furclis zoma
DDE	MMA	23.09.2013	840 x 1188

Legende / Legend / legenda:

Abkürzung / Shortcut / pirobTI aRnSvnebi:

BT Bauteil / building unit / samSeneblo erTeuli
OK Oberkante / top edge / zeda
UK Unterkante / bottom edge / qveda zRvari
OK Oberkante / upper edge / zeda zRvari
VK Vorderkante / front edge / wina zRvari
DK Deckenkante / ceiling edge / Weris zRvari
UKR Unterkante Rohbau / raw bottom edge / qveda zRvari
OKR Oberkante Rohbau / raw upper edge / zeda zRvari
UKF Unterkante Fertig / finished bottom edge / qveda zRvari
OKF Oberkante Fertig / finished upper edge / zeda zRvari
FFB Fertigfussboden / finished floor / mopirkeTebuli iataki
RFB Rohfussboden / raw floor / moupirkeTebeli iataki
RD Rohdecke / raw ceiling / moupirkeTebeli Weri
FD Fertigdecke / finished ceiling / mopirkeTebuli Weri
AHD Abhangdecke / suspended ceiling / Sekidui Weri
BRH Brüstungshöhe / parapet height / parapetis simaRle
LH Lichte Höhe / clear height / suFTa simaRle
FH Fensterhöhe / window height / fanjris simaRle
FU Fundament / foundation / fundamenti
DF Dehnfuge / expansion joint / Temuli naKeri
WK Wandklappe / wall flap / kedlis gadmosakidi luki
UZ Unterzug / downstand beam / qveda koWi
ÜZ Überzug / upstand beam / zeda koWi

Zeichenerklärung / explanation of signs / niSnebis ganmartebebi:

Oberkante / upper edge / zeda zRvari
Unterkante / bottom edge / qveda zRvari
Fertigkote / height finished floor in floor plan / mopirkeTebuli iatakis simaRle iatakis gegmebSi
Rohkote / height raw floor in floor plan / moupirkeTebeli iatakis simaRle iatakis gegmebSi
Höhenkoten bez. auf NN in m / simaRleebi / height in floor plan related to mean sea level / iatakis gegmebSi simaRle zRvis donesTan SeiarebiT
Änderung gegenüber vorigem Index / modification to previous index / wina indexsSi SeiarsiliI cvlileba

BE Bodeneinlauf / floor drain / iatakis drenaJi
DE Dachentwässerung / roof drainage / dren aJi
DA Dachausstieg / roof outlet / saxuraviss sanaRrune
Bb Bodenbelagsmaterial / floor covering material / iatakis mosapirkeTebeli masala
Br Brandwand / firewall / brandmauri
F 90 feuerbeständig / fire-resistant / cecxlmedegoba DIN 4102
F 30 feuerhemmend / fire-retardant / cecxlmedegoba DIN 4102
G Nkl Verglasung / glazing / mokalina DIN 4102
G 90 Verglasung / glazing / mokalina DIN 4102
T30 feuerhemmende Tür / fire-retardant door / cecxlmedegi kari DIN 4102
RS Rauchschutztür / smoke-proof / kvamTisamteri
RS Rauchschutztür / smoke-protection door / kvamiIdanzavi kari
NA Notausgang / emergency exit / saevakuacio gasasvleli
ME mechanische Entlüftung / mechanical extract ventilation / meqanikuri ventiacia
RWA Rauchabzug, natürlich, maschinell / smoke outlet, natural, mechanical / kvamTis gamtari
Rbtü bunebrivi / meqanikuri
(+0)=(m)+ mulis donesTan SeiarebiT (natural, mechanical) / (kvamiTsa da temperaturis)
RM Rauchmelder / smoke detector / kvamTis detegtori
SP Sprinkler / sprinkler
BM Bewegungsmelder / motion detector / moZraobis detegtori

Darstellung / illustration / sailustracio masala:

Stahlbeton / steel concrete / rkinabetoni
Stahlbeton-Fertigteil / steel concrete prefabricated element / qarxnuli Camosxma rkinabetonis elementebi
Mauerwerk / masonry / gvris wyoba
Gipskartonwand / plasterboard wall / TabaSirmuyaos kedeli
Wärmedämmung / thermal insulation / TiTovis izolaTi
Dämmung / insulation / izolacia
WS Wandschütz / wall slot / RaiI kedelSi
WD Wanddurchbruch / wall hole / xvreli kedelSi
WA Wandaussparung / wall sparing / niSa kedelSi
FD Fussbodendurchbruch / floor hole / xvreli iatakSi
FA Fussbodenaussparung / floor sparing / RaiI iatakSi
DD Deckendurchbruch / ceiling hole / xvreli WeriSi
DA Deckenaussparung / ceiling sparing / niSa WeriSi

Ausführungshinweise:

Sämtliche Maeze und Angaben sind von den ausführenden Firmen eigenverantwortlich zu prüfen. Lieferantenplanen sind umgehend dem Architekten und der Bauleitung anzuzeigen. Maßangaben in Grundrissen beziehen sich auf das OK FFB, soweit nicht abweichend im Plan angegeben.
Die Brüstungshöhe ist angegeben von OK FFB bis OK-Kon Brüstungs/ Die Türhöhe ist angegeben von OK FFB bis UK RB Sturz/ Sämtliche Durchbruchsöffnungs- und Türlreiternahme sind Rohbaumaße, soweit nicht anders angegeben und beziehen sich auf OK FFB.
Die zu erwartenden Deckendurchbiegungen nach Angabe des Statikers sind zu berücksichtigen. Angaben zu Einbezeichnung und Grundbestgen, Anlerschichten, Einbauteilen, Einbaudetails für Gerätezentralen, Lüftungsanlagen, Gerätezuhammerte, Haustechnikinstallationen, sind den jeweiligen Ausführungs- und Montageplänen der Fachplaner bzw. ausführenden Firmen zu entnehmen. Alle Materialstöße sind mittels Fuge zu trennen.

Notice:

All measurement and information have to be self dependent checked by the executing firm. Disagreements have to be directly reported to the architect and the construction management. All measurements and the height are related to the "OK FFB" (upper edge of the finished floor) unless otherwise noted.
The parapet height is denoted from "OK FFB" until upper edge raw parapet/ The height of the door is denoted from "OK FFB" until bottom edge raw lintel of the door. All measurements of wall holes and door width are raw measures unless otherwise noted and are denoted onto "OK FFB".
The expectable bending of the ceiling - as declared by the structural engineer - has to be considered.
Information about the dewastering and the main pipes, anchor rails, in-built units, in-built units for conduits, lightening conductors, elevators, mechanical ventilation systems, technical installations are to be taken by the executor and fitting plans of the particular planers or rather of the executing firm. All transitions have to be separated by a joint.

Die Vormassung und Flächenberechnung der Räume beziehen sich auf die Rohbaumasse, da zum jetzigen Zeitpunkt die Wandoberflächen / Materialität noch nicht abgestimmt sind.

The dimensioning and area calculations of the rooms are denoted onto the raw measurements since for now the wall surface / materiality is not yet verified.

yvela gazomvis da informaciis ueqvis zRvis damoukideblebi, gadamowmebuli SemsrulebeliFirms mier, yvelaperi uTanxmobis sagani dauyovnebliv unda encnobos arqitektoris da samSenebeli inJinris mowyobas. simaRlis yvela ganzomeba gulisxmobis mopirkeTebuli iatakis zeda zRvis mimarTebaSi, Tu es sxvagvarad ar aris miTiTebuli.
perspeqtivaSi arTveba "OKFFB" dan zeda zRvris mopirkeTebeli parapetamde. karis simaRle aTvleba "OKFFB" dan karis qveda zRvris zRudebamde. kedlebis yvela xvretlobis da ganierebis gaTvaliswinebaSi meqanikuri Senoba, Tu es sxvagvarad ar aris miTiTebuli da arTvleba "OKFFB" dan
Weris mosaklebeli danis - konstrukciis ganacvlebis mixedviT - unda aseve xqnes gaTvaliswinebuli.
informacia wyalgamis sistemebze da ZiriTad milebze, ankerebi, CaSenebuli nawilebi, elegroqsayvanilebi Cayvlebuli milebi, mexanizmebis, liftebi, damxdgamis saZiroebi, dainmarxe meqanikuri saSualebebis damxdaJeba unda xqnes gaTvaliswinebuli SemsrulebeliFirmis naxazebis da gegmebSi. yvela gadasvla unda SeeTanxmebodes mTel.

Sne?ibo zxmebi da sivrcis aTvla gaTvaliswinebuLia rogorc zomebiSi, ramTo amJamad kedlis zedapiri / mosaplari?ebeli masala jer arao dadgenili.

Doors - Fire Protection Requirements

EI 30 CS	Tür mit Feuerwiderstandsdauer von 30 min nach DIN EN 13501 mit Zusatzfunktion Rauchschutz / dori mit fire-resistance of 30 minutes with additional function of smoke-protection / Tur mit Feuerwiderstandsdauer von 30 min nach DIN EN 13501 mit Zusatzfunktion Selbstschließeland /
EI 30 C	door with fire-resistance of 30 minutes with additional function of self-closure
EI 90	Tür mit Feuerwiderstandsdauer von 90 min nach DIN EN 13501 / door with fire-resistance of 30 minutes
EI 90 CS	Tür mit Feuerwiderstandsdauer von 90 min nach DIN EN 13501 mit Zusatzfunktion Rauchschutz / door with fire-resistance of 90 minutes with additional function of smoke-protection

index	date	drafter	note of change	proved
L	17.09.2015	AKU		
j	02.09.2013	MMA	elevators, facade Art House, casing MB.2.10	
k	23.08.2013	MMA	thickness of brick walls adjusted to 12 and 25 cm	
j	30.07.2013	MMA	GH: balustrades courtyard changed to steel	
h	27.06.2013	MMA	GH: door dining room centered to facade opening; GAP: doors secretary added	
g	03.06.2013	MMA, DPO	GH: balconies, MB columns geometry changed; Main Hall: GAP: Positioning Offices WC/Technik/open door measurements and positions adjusted;	
f	11.04.2013	MMA	GH: Adjustments due to moved Library-Wall, Staircase TH 01	
e	25.03.2013	MMA, DPO	GAP: Kitchen Wall, GH: Facade Loggia, MB: reception fitness doors moved and suspended ceiling adapted	
d	20.03.2013	MMA	GAP: middle part moved: axis 4.1, 4.2, 5.2 by 35cm, axis 6.1 by 70cm; New Facade Division, Spiral Stair moved; GH: opening Skylights added	
c	25.02.2013	MMA	GH: Reduction of width of middle module; GH: balconies adjusted; MB: Façade, Solarium added; **Reduction of the Modern Building**	
b	22.01.2013	MMA	GAP: Spiral Staircase; GH: Balconies added; MB: Wall Building-Services-Shaft	
a	17.01.2013	SUN, MMA	GH: Stair and Elevators, Stair Wall, Kitchen Wall, Facade Master Bedrooms; MB: Elevator, Museum, Width Main Staircase, Offices equally spaced, Toilets	

work phase / **samuSaoTa faza**

plan no. / **gegma #** ind st

Phase 4 - Construction Documents **AR_3_L+2_GR_001_I**

drawing contents / **naxazis Sinaarsi**

Floorplan Level +2

± 0.00 = +439.20 üNN

GUEST HOUSE **gesThauzi** | ART HOUSE **arthauzi** | MUSEUM **muzeumi**

project number / **proeqtis nomeri**: 1211

project / **proeqti**: Museum of Fine Arts / **saxviTi xelovnebis muzeumi**

client / **damkveTi**: MAGTI Ltd.

152 David Agmashenbeli Ave

0112 Tbilisi, Georgia

Sps "magTi".

daviT aRmaSenebis gamziri 152

0112, Tbilisi, saqarTvelo.

location / date / approval by the owner / **adgilmdebareoba / TariRi / mfiobelis damowmeba**

general planner / **generaluri damgegmavi**

W+P
Gesellschaft für Projektabwicklung mbH
Huyssenallee 66-68
45128 Essen, Germany

author of the architectural design / **arqitekturuli proeqtis avtori**

GIA & ARCHIL KURDIANI'S STUDIO DYNASTY
44 Barnov Street
0179 Tbilisi, Georgia

Sps "gia da arCil qurdianebis studia <<dinastia>>"
barnovis quCa 44
0179, Tbilisi, saqarTvelo

author of the architectural planning / **arqitekturuli naxazebis Semsruleberi**

PLAN FORWARD GmbH
Hospitalstraße 12
70174 Stuttgart, Germany

location / date / author **adgilmdebareoba / TariRi / naxazis avtori**

internal note (dwg / ctb / layer management)

AR_3_L+2_GR_001_V.dwg | PF_1_100.ctb

project leader / **proeqtirebis zedamxedvelioba**: DDE

drafter / **mxazveli**: MMA

date of creation / **TariRi**: 23.09.2013

plan size / **furclis zoma**: 840 x 1188

M1:100

Legende / Legend / legenda:

Abkürzung / Shortcut / prinoTi aRnSvnebi:

BT	Bauteil / building unit / samSeneblo erTeuli	
A	Fläche / area / ubani	
UK	Unterkante / bottom edge / qveda zRvari	
OK	Oberkante / upper edge / zeda zRvari	
VK	Vorderkante / front edge / wina zRvari	
DK	Deckenkante / ceiling edge / Weris zRvari	
UKR	Unterkante Rohbau / raw bottom edge / qveda zRvari	moupirkeTebeli
OKR	Oberkante Rohbau / raw upper edge / zeda zRvari	moupirkeTebeli
UKF	Unterkante Fertig / finished bottom edge / qvedapirkeTebeli	moupirkeTebeli
OKF	Oberkante Fertig / finished upper edge / zeda zRvari	moupirkeTebeli
FFB	Fertigfussboden / finished floor / moupirkeTebuli iatakis	
RFB	Rohfussboden / raw floor / moupirkeTebeli iatakis	
RD	Rohdecke / raw ceiling / moupirkeTebeli Weri	
FD	Fertigdecke / finished ceiling / moupirkeTebuli Weri	
AHD	Abhangdecke / suspended ceiling / Sekidul Weri	
BRH	Brüstungshöhe / parapet height / parapetis simaRle	
ST	Sturz / lintel / zRudari	
LH	Lichte Höhe / clear height / suFTa simaRle	
FH	Fensterhöhe / window height / fanjris simaRle	
FU	Fundament / foundation / fundamenti	
DF	Dehnfuge / expansion joint / Termuli nakeri	
WK	Wandklappe / wall flap / kedlis gadmosakiti liuki	
UZ	Unterzug / downstand beam / qvedа kiriši	
ÜZ	Überzug / upstand beam / zeda kiriši	

Zeichenerklärung / explanation of signs / niSnebis ganmartebebi:

- Oberkante / upper edge / zeda zRvari
- Unterkante / bottom edge / qvedа zRvari
- Fertigkote / height finished floor in floor plan / moupirkeTebuli iatakis simaRle iatakis gegmebSi
- Rohkote / height raw floor in floor plan / moupirkeTebeli iatakis simaRle iatakis gegmebSi
- Höhenkoten bez. auf NN im Gebäude / height in floor plan related to mean sea level / iatakis gegmebSi simaRle zRvis donesTan SebarebiT
- Änderung gegenüber vorigem Index / modification to previous index / wina indexpSi Setanili cvlileba

Ausführungshinweise:

Sämtliche Maaze und Angaben sind von den ausführenden Firmen eigenverantwortlich zu prüfen. Unstimmigkeiten sind umgehend dem Architekten und der Bauleitung anzuzeigen. Sämtliche Höhenmasse beziehen sich auf das OK FFB, soweit nicht abweichend im Plan angegeben.
Die Brüstungshöhe ist angegeben von OK FFB bis OK roh Brüstung/ Die Tumbler sind angegeben von OK FFB bis UK RB Sturz/ Sämtliche Durchbruchöffnungs- und Tuttoeinmaße sind Rohbaumasse, soweit nicht anders angegeben sind Lichtmasse in Plan.
Die zu erwartenden Deckendurchbiegungen sind in Angabe des Statikers sind zu berücksichtigen. Angaben zu Entwässerung und Grundleitungen, Ankerschienen, Einbauteilen, Einbaudetails für Lasercline, Blitzableiter, Anschlüsse von Geräteführungen, Haustechnikinstallationen, sind den jeweiligen Ausführungs- und Montageplänen der Fachplaner bzw. ausführenden Firmen zu entnehmen. Alle Materialansätze sind mittels Fuge zu trennen.

Notice:

All measurement and information have to be self dependent checked by the executing firm. Disagreements have to be directly reported to the architect and the construction management. All measures about the height are related to the "OK FFB" (upper edge of the finished floor) unless otherwise noted.
The parapet height is denoted from "OK FFB" until upper edge raw parapet/ The height of the door is denoted from "OK FFB" until bottom edge raw lintel of the door. All measurements of wall holes and door width are raw measures unless otherwise noted and are denoted only "OK FFB". The expectable bending of the ceiling - as the case may be the structural engineer - has to be considered.
Information about the dewatering and the main pipes, anchor rails, in-built units, in-built units for conduits, lightning conductors, elevators, equipment foundations, installations of mechanical services have to be taken by the execution and fitting plans of the particular planers or rather of the executing firm. All transitions have to be separated by a joint.

Die Vermaszung und Flächenberechnung der Räume beziehen sich auf die Rohbaumasze, da zum jetzigen Zeitpunkt die Wanddoerflächen / Materialität noch nicht abgestimmt sind.

The dimensioning and area calculations of the rooms are devoted onto the raw construction measure, as the wall surface / materiality is not yet verified.

BE	Bodeneinlauf / floor drain / iatakis drenaJi
DE	Dacheinbettdesung / roof drainage / dreniJi
DA	Dachaussteig / roof outlet / saxuravsi saniaRvre
Bb	Bodenbelagsmaterial / floor covering material / iatakis dasafarebeli masala
Br	Brandwand / firewall / brandmauri
F 90	feuerbeständig / fire-resistant / cecxlmedegoba
DIN 4102 F 30	feuerhemmend / fire-retardant / cecxlmedegoba
DIN 4102 G 90	Verglasung / glazing / mokalina DIN 4102
G 30	Verglasung / glazing / mokalina DIN 4102
T30	feuerhemmende Tür / fire-retardant door / cecxlmedegi kari DIN 4102
rd	rauchdicht / smoke-proof / kvamilgasamtari
RS	Rauchschutz / smoke-protection door / kvamilgamcavi kari
NA	Notausgang / emergency exit / sasvlaukacio
ME	mechanische Entlüftung / mechanical exhaust ventilation / meqanikuri ventilacia
RWA	Rauchabzug: natürlich, maschinell / smoke outlet: natural, mechanical / kvamilis gamtari
Rohb bunebrivi / meqanikuri (-n)/(-ma)	(natürlich, maschinell) / (natural, mechanical) / (bunebrivi / meqanikuri)
RM	Rauchmelder / smoke detector / kvamils detektori
SP	Sprinkler / sprinkler / sprinkleri
BM	Bewegungsmelder / motion detector / moZraobis detektori

Darstellung / illustration / salustracio masala:

- Stahlbeton / steel concrete / rkinabetoni
- Stahlbeton/Fertigteil / steel concrete prefabricated element / rkinabetoni/mzadmzadebuli nawilebi
- Mauerwerk / masonry / qvis kvadrebi
- Gipskartonwand / plasterboard wall / TabaSrmuiyuri kedeli
- Stahl geschnitten / steel as section / rkinis kveTi
- Dämmung / insulation / insolacia
- WS Wandschicht / wall slot / fenri kedelSi
- WD Wanddurchbruch / wall hole / xvreli kedelSi
- FD Fussbodendurchbruch / floor hole / xvreli iatakSi
- FS Fussbodenaussparung / floor opening / fenri iatakSi
- DD Deckendurchbruch / ceiling hole / xvreli WeriSi
- DA Deckenaussparung / ceiling opening / niSa WeriSi

L	17.09.2015	AKU		
m	24.09.2013	MMA	steel construction technical shaft towards Art House	
l	02.09.2013	MMA	elevators; facade Art House, pool roofing Art House	
k	23.08.2013	MMA	thickness of brick walls adjusted to 12 and 25 cm	
j	30.07.2013	MMA	GH: balustrades courtyard changed to steel; GAP: concealed door; AH: ceiling offset bar	
h	27.06.2013	MMA	GH: shaft adjusted to lower levels; AH: ceiling modified for parking of pool-roofing	
g	12.06.2013	MMA, DAO	GH: balconies; door measurements and positions adjusted; door dining room centered to facade opening; GAP: Central Staircase TH 05	
f	11.04.2013	MMA	GH: Adjustments due to moved Library-Wall, Staircase TH 01	
e	02.04.2013	MMA, DAO	GH: Facade Loggia; GH/MB: door measurements adapted	
d	20.03.2013	MMA	GAP: middle part moved: axis 4.1, 4.2, 5.2 by 25cm, axis 6.1 by 75cm; GH: opening heights facade	
c	23.01.2013	MMA	GH: balconies adjusted; MB: Facade; **Reduction of the Modern Building**	
b	23.01.2013	MMA, SUN	GH: Balconies added, Chimney BBQ Ave; MB: Wall Building-Services-Shaft	
a	17.01.2013	SUN, MMA	GH: Stair and Elevators, Stair-Wall, Kitchen-Wall, Facade Master Bedrooms; MB: Elevators; Museum: Width Main Staircase	
index	date	drafter	note of change	proved

Doors - Fire Protection Requirements

EI 30 CS	Tür mit Feuerwiderstandsdauer von 30 min nach DIN EN 13501 mit Zusatzfunktion Rauchschutz / door with fire-resistance of 30 minutes with additional function of smoke-protection / Tur mit Feuerwiderstandsdauer von 30 min nach DIN EN 13501 mit Zusatzfunktion Selbstschließeland /
EI 30 C	door with fire-resistance of 30 minutes with additional function of self-closure
EI 90	Tür mit Feuerwiderstandsdauer von 90 min nach DIN EN 13501 / door with fire-resistance of 30 minutes
EI 90 CS	Tür mit Feuerwiderstandsdauer von 90 min nach DIN EN 13501 mit Zusatzfunktion Rauchschutz / door with fire-resistance of 90 minutes with additional function of smoke-protection

work phase / **samuSaoTa faza**: Phase 4 - Construction Documents

plan no. / **gegma #**: **AR_3_L+3_GR_001_m** ind st

drawing contents / **naxazis Sinaarsi**: Floorplan Level +3

± 0.00 = +439.20 üNN

GUEST HOUSE **gesThauzi** · ART HOUSE **arthauzi** · MUSEUM **muzeumi**

project number / **proeqtis nomeri**: 1211

project / **proeqti**: Museum of Fine Arts / **saxviTi xelovnebis muzeumi**

client / **damkveTi**: MAGTI Ltd. · 152 David Agmashenbeli Ave · 0112 Tbilisi, Georgia

Sps "magTi". · daviT aRmaSeneblis gamziri 152 · 0112, Tbilisi, saqarTvelo.

location / date / approval by the owner / **adgilmdebareoba / TariRi / mflobelis damowmeba**

general planner / **generaluri damgegmavi**: W+P · Gesellschaft für Projektabwicklung mbH · Huyssenallee 66-68 · 45128 Essen, Germany

author of the architectural design / **arqitekturuli proeqtis avtori**: GIA & ARCHIL KURDIANI'S STUDIO DYNASTY · 44 Barnov Street · 0179 Tbilisi, Georgia · **Sps "gia da arCil qurdianebis studia <<dinastia>>" · barnovis quCa 44 · 0179, Tbilisi, saqarTvelo**

author of the architectural planning / **arqitekturuli naxazebis Semsruleblebi**: PLAN FORWARD GmbH · Hospitalstraße 12 · 70174 Stuttgart, Germany

location / date / author: **adgilmdebareoba / TariRi / naxazis avtori**

TBILISI/GEORGIA · ART PALACE & MODERN BUILDING & · GUEST HOUSE AT THE CONSTRUCTION &

internal note (dwg / ctb / layer management): AR_3_L+3_GR_001_V.dwg · PF_1_100.ctb

project leader / **proeqtebis xelmZRvaneli**: DDE

drafter / **maqsveli**: MMA

date of creation / **Tariri**: 24.09.2013

plan size / **furclis zoma**: 840 x 1188

M1:100

Legende / Legend / ლეგენდა

Abkürzung / Shortcut / აბრევიატურა

BT	Bauteil / building unit	ნაგებობის ელემენტი
A	Fläche / area	ფართი
UK	Unterkante / bottom edge	ქვედა ზედაპირი
OK	Oberkante / upper edge	ზედა ზედაპირი
VK	Vorderkante / front edge	წინა ზედაპირი
DK	Deckenkante / ceiling edge	ჭერის ზედაპირი
UKR	Unterkante Rohbau / raw bottom edge	ხეშეული ქვედა ზედაპირი
OKR	Oberkante Rohbau / raw upper edge	ხეშეული ზედა ზედაპირი
UKF	Unterkante Fertig / finished bottom edge	მოპირკეთებული ქვედა ზედაპირი
OKF	Oberkante Fertig / finished upper edge	მოპირკეთებული ზედა ზედაპირი
FFB	Fertigfussboden / finished floor	მოპირკეთებული იატაკი
RFB	Rohfussboden / raw floor	ხეშეული იატაკი
RD	Rohdecke / raw ceiling	ხეშეული ჭერი
FD	Fertigdecke / finished ceiling	მოპირკეთებული ჭერი
AHD	Abhangdecke / suspended ceiling	საკიდარი ჭერი
BRH	Brüstungshöhe / parapet height	მოაჯირის სიმაღლე
ST	Sturz / lintel	ზედამბალი, nailoti, mascinveli
LH	Lichte Höhe / clear height	სუფთა სიმაღლე
FH	Fensterhöhe / window height	ფანჯრის სიმაღლე
FU	Fundament / foundation	საძირკველი
DF	Dehnfuge / expansion joint	ტემპერატურული ნაკერი
WK	Wandklappe / wall flap	კედლის ტემპერატურული ღიობი
UZ	Unterzug / downstand beam	ქვედა კოჭი
ÜZ	Überzug / upstand beam	ზედა კოჭი

BE	Bodeneinlauf / floor drain
DE	Dacheinfassung / roof drainage
DA	Dachaussteig / roof outlet
Bb	Bodenbelagsmaterial / floor covering material
Br	Brandschutz / fire-protection
F 90	feuerbeständig / fire-resistant
F 30	feuerhemmend / fire-retardant
G 90	Verglasung / glazing
G 30	Verglasung / glazing
T30	feuerhemmende Tür / fire-retardant door
rd	rauchdicht / smoke-proof
RS	Rauchschutztür / smoke-protection door
NA	Notausgang / emergency exit
ME	mechanische Entlüftung / mechanical extract ventilation
RWA	Rauchklappe, natürlich, maschinell / smoke outlet, natural, mechanical
(nat)/(ma)	(natürlich, maschinell) / (natural, mechanical)
RM	Rauchmelder / smoke detector
LD	Lüftungsdecke / ventilation ceiling
BM	Bewegungsmelder / motion detector

Zeichenerklärung / explanation of signs

- Oberkante / upper edge
- Unterkante / bottom edge
- Fertigkote / height finished floor in floor plan
- Rohkote / height raw floor in floor plan
- Höhenkoten bez. auf NN im Grundriss / height in floor plan related to mean sea level
- Änderung gegenüber vorigem Index / modification to previous index

Darstellung / illustration

- Stahlbeton / steel concrete
- Stahlbeton-Fertigteil / steel concrete prefabricated element
- Mauerwerk / masonry
- Stahl geschnitten / steel as section
- Dämmung / insulation
- WS Wandschlitz / wall slot
- WD Wanddurchbruch / wall hole
- WA Wandaussparung / wall sparing
- FD Fussbodendurchbruch / floor hole
- FA Fussbodenaussparung / floor sparing
- DD Deckendurchbruch / ceiling hole
- DA Deckenaussparung / ceiling sparing

Ausführungshinweise:

Sämtliche Masze und Angaben sind von den Ausführenden Firmen unbedingt vor Ort zu prüfen. Unstimmigkeiten sind umgehend dem Architekten und der Bauleitung anzuzeigen. Sämtliche Höhenmasze beziehen sich auf das OK FFB, soweit nicht abweichend im Plan angegeben.

Die Brüstungshöhe ist angegeben von OK FFB bis OK roh Brüstung/ OK Türhohe ist angegeben von OK FFB bis UK RB Sturz/ Sämtliche Durchbruchsöffnungen- und Türbestemalia sind Rohbaumasze, soweit nicht anders angegeben und beziehen sich auf OK FFB.

Die zu erwartenden Deckendurchbiegungen nach Angabe des Statikers sind zu berücksichtigen.

Angaben zu Entwässerung und Grundleitungen, Arbeitsnischen, Einbauteilen, Einbauteilen für Lüftungsleitungen, Aufzugsanlagen, Gerätefundamente, Haustechnikinstallationen, sind den jeweiligen Ausführungs- und Montageplänen der Fachplaner bzw. ausführenden Firmen zu entnehmen. Alle Materialstöse sind mittels Fuge zu hinnen.

Die Vermaszung und Flächenberechnung der Räume beziehen sich auf die Rohbaumasze, da zum jetzigen Zeitpunkt die Wandoberflächen / Materialität noch nicht abgestimmt sind.

Notice:

All measurement and information have to be self dependent checked by the executing firm. Disagreements have to be directly reported to the architect and the construction management. All measures about the height are related to the "OK FFB" (upper edge of the finished floor) unless otherwise noted.

The parapet height is denoted from "OK FFB" until upper edge raw parapet/ The height of the door is denoted from "OK FFB" until bottom edge raw lintel of the door. All measurements of wall holes and door width are raw measures unless otherwise noted and are denoted onto "OK FFB".

The expectable bending of the ceiling - as declared by the structural engineer - has to be considered.

Information about the dewatering and the main drains, working cells, in-built units, in-built units for conduits, lightning conductors, elevators, equipment foundations, installations of mechanical services have to be taken by the execution and fitting plans of the particular planers or rather of the executing firm. All transitions have to be separated by a joint.

The dimensioning and area calculations of the rooms are denoted onto the raw measurements since for now the wall surface / materiality is not yet verified.

Doors — Fire Protection Requirements

EI 30 S	Tür mit Feuerwiderstandsdauer von 30 min nach DIN EN 13501 mit Zusatzfunktion / Rauchschutz / Door with fire-resistance of 30 minutes with additional function of smoke-protection
EI 30 C	Tür mit Feuerwiderstandsdauer von 30 min nach DIN EN 13501 mit Zusatzfunktion / Selbstschließend / door with fire-resistance of 30 minutes with additional function of self-closure
EI 90	Tür mit Feuerwiderstandsdauer von 90 min nach DIN EN 13501 / door with fire-resistance of 30 minutes
EI 90 S	Tür mit Feuerwiderstandsdauer von 90 min nach DIN EN 13501 mit Zusatzfunktion / Rauchschutz / Door with fire-resistance of 90 minutes with additional function of smoke-protection
LG	Lochgitterture / perforated grid door

index	date	drafter	note of change	proved
m	24.09.2013	MMA	steel construction technical shaft towards Art House	
l	02.09.2013	MMA	elevators, facade Art House, pool roofing Art House, casing in central heating plant	
k	23.08.2013	MMA	thickness of brick walls adjusted to 12 and 25 cm	
j	30.07.2013	MMA	GAP: concealed door	
h	27.06.2013	MMA	GH: changes in roof overview	
g	12.06.2013	MMA	GAP: Central Staircase TH 05, Roof	
f	24.05.2013	MMA, DPC	Shaft Wall, door measurements adjusted	
e	11.04.2013	MMA	GH: Adjustments due to moved Library-Wall	
d	20.03.2013	MMA	GAP: middle part moved: axis 4.1, 4.2, 5.2 by 35cm, axis 6.1 by 70cm	
c	04.02.2013	SUN	GH + MB: Attic; MB: Pool and RWA; **Reduction of the Modern Building**	
b	28.01.2013	SUN	MB: Wall Building-Services-Shaft	
a	18.01.2013	MMA	Museum: Width Main Staircase	

work phase / სამუშაოთა ფაზა: Phase 4 - Construction Documents

plan no. / გეგმის № ind. st: AR_3_L+5_GR_001_m

drawing contents / ნახაზის შინაარსი: Floorplan Level +5

± 0.00 = +439.20 üNN

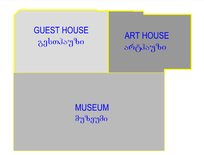

project number / პროექტის ნომერი: 1211

project / პროექტი: Museum of Fine Arts / სახვითი ხელოვნების მუზეუმი

client / დამკვეთი:
MAGTI Ltd.
152 David Agmashenbeli Ave
0112 Tbilisi, Georgia

შპს "მაგთი".
დავით აღმაშენებლის გამზირი 152
0112, თბილისი, საქართველო.

location / date / approval by the owner / ადგილმდებარეობა / თარიღი / მფლობელის დამოწმება:

general planner / გენერალური დამგეგმარებელი:
W+P
Gesellschaft für Projektabwicklung mbH
Huyssenallee 66-68
45128 Essen, Germany

author of the architectural design / არქიტექტურული პროექტის ავტორი:
GIA & ARCHIL KURDIANI'S STUDIO DYNASTY
44 Barnov Street
0179 Tbilisi, Georgia

შპს "გია და არჩილ ქურდიანების სტუდია <<დინასტია>>"
ბარნოვის ქუჩა 44
0179, თბილისი, საქართველო

author of the architectural planning / არქიტექტურული ნაწილების მუშაკთავტორი:
PLAN FORWARD GmbH
Hospitalstraße 12
70174 Stuttgart, Germany

location / date / author ადგილმდებარეობა / თარიღი / ნახაზის ავტორი:

based on AR-plannn. ind. st: 01 ENKA 13-L04-S-001_REVIS_DEFORMA ART PALACE & MODERN BUILDING & GUEST HOUSE PRE-CONSTRUCTION 5

internal note (dwg / ctb / layer management): AR_3_L+5_GR_001_V.dwg; PF_1_100.ctb

M1:100

project leader / პროექტის ხელმძღვანელი	drafter / მხატვარი	date of creation / თარიღი	plan size / ფურცლის ზომა
DDE	MMA	24.09.2013	840 x 1188

Legende / Legend / ლეგენდა

Abkürzung / Shortcut / აბრევიატურა

BT	Bauteil / building unit / ნაგებობითი ერთეული
A	Fläche / area / ფართი
UK	Unterkante / bottom edge / ქვედა ზღვარი
OK	Oberkante / upper edge / ზედა ზღვარი
VK	Vorderkante / front edge / წინა ზღვარი
DK	Deckenkante / ceiling edge / ჭერის ზღვარი
UKR	Unterkante Rohbau / raw bottom edge / მოუპირკეთებელი ქვედა ზღვარი
OKR	Oberkante Rohbau / raw upper edge / მოუპირკეთებელი ზედა ზღვარი
UKF	Unterkante Fertig / finished bottom edge / მოპირკეთებული ქვედა ზღვარი
OKF	Oberkante Fertig / finished upper edge / მოპირკეთებული ზედა ზღვარი
FFB	Fertigfussboden / finished floor / მოპირკეთებული იატაკი
RFB	Rohfussboden / raw floor / მოუპირკეთებელი იატაკი
RD	Rohdecke / raw ceiling / მოუპირკეთებელი ჭერი
FD	Fertigdecke / finished ceiling / მოპირკეთებული ჭერი
AHD	Abhangdecke / suspended ceiling / შეჩარჩული ჭერი
BRH	Brüstungshöhe / parapet height / კედლის ბოლოვება
ST	Sturz / lintel / ზედაპირი
LH	Lichte Höhe / clear height / სუფთა სიმაღლე
FH	Fensterhöhe / window height / ფანჯრის სიმაღლე
FU	Fundament / foundation / ფუძემასივი
DF	Dehnfuge / expansion joint / ტემპერატურული ნაკერი
WK	Wandklappe / wall flap / კედლის ტემპერატურული ღიობი
UZ	Unterzug / downstand beam / ქვედა კოჭი
ÜZ	Überzug / upstand beam / ზედა კოჭი
BE	Bodeneinlauf / floor drain / იატაკის ღრმული
DE	Dacheinleitesrung / roof drainage / სახურავის ღრმული
DA	Dachaufstieg / roof outlet / სახურავზე ასასვლელი
Bb	Bodenbelagsmaterial / floor covering material / იატაკის საფარის მასალა
Br	Brandwand / fireproof / ცეცხლგამძლე კედელი
F 30	feuerbeständig / fire-resistant / ცეცხლმედეგობა DIN 4102
F 30	feuerhemmend / fire-retardant / ცეცხლშეკავება DIN 4102
G 90	Verglasung / glazing / მინაფენა DIN 4102
G 30	Verglasung / glazing / მინაფენა DIN 4102
T30	feuerhemmende Tür / fire-retardant door / ცეცხლშეკავების კარი DIN 4102
rR	rauchdicht / smoke-proof / კვამლისგამტარი
RS	Rauchschutztür / smoke-protection door / კვამლისგამცარი კარი
NA	Notausgang / emergency exit / საევაკუაციო გასასვლელი
ME	maschinelle Entlüftung / mechanical extract ventilation / მექანიკური განიავება
RWA	Rauchklappe, natürlich, maschinell / smoke outlet, natural, mechanical / კვამლის გასაწოვი ღიობი (ბუნებრივი / მექანიკური)
RM	Rauchmelder / smoke detector / კვამლის ფიქსატორი
BW	Bewegungsmelder / motion detector / მოძრაობის ფიქსატორი
BM	Bewegungsmelder / motion detector / მოძრაობის ფიქსატორი

Zeichenerklärung / explanation of signs / ნიშნების განმარტებანი

- Oberkante / upper edge / ზედა ზღვარი
- Unterkante / bottom edge / ქვედა ზღვარი
- Fertigkote / height finished floor in floor plan / მოპირკეთებული იატაკის სიმაღლე იატაკის გეგმებში
- Rohkote / height raw floor in floor plan / მოუპირკეთებელი იატაკის სიმაღლე იატაკის გეგმებში
- Höhenkoten bez. auf NN im Grundriss / height in floor plan related to mean sea level / იატაკის გეგმებში სიმაღლე ზღვის დონესთან შეფარდებით
- Änderung gegenüber vorigem Index / modification to previous index / წინა ინდექსში შეტანილი ცვლილებები

Darstellung / illustration / საილუსტრაციო მასალა

- Stahlbeton / steel concrete / რკინაბეტონი
- Stahlbeton-Fertigteil / steel concrete prefabricated element / წინასწარ დამზადებული რკინაბეტონის ელემენტი
- Mauerwerk / masonry / ქვა, აგური
- Stahlbeton geschnitten / steel concrete section / რკინაბეტონის ელემენტი განივ ჭრილში
- Stahl geschnitten / steel as section / ლითონის ელემენტი განივ ჭრილში
- Dämmung / insulation / ანაბოლაციო
- WS Wandschlitz / wall slot / კედლის ღარები
- WD Wanddurchbruch / wall hole / კედელში ღიობები
- WA Wandaussparung / wall sparing / კედლის ღარები
- FD Fussbodendurchbruch / floor hole / სართულშორისი ღიობები
- FA Fussbodenaussparung / floor sparing / სართულშორისი ღარები
- DD Deckendurchbruch / ceiling hole / ჭერში ღიობები
- DA Deckenaussparung / ceiling sparing / ჭერის ღარები

Ausführungshinweise:

Sämtliche Masze und Angaben sind von den Ausführenden Firmen unbedingt zu prüfen. Unstimmigkeiten sind umgehend dem Architekten und der Bauleitung anzuzeigen. Sämtliche Höhenmasze beziehen sich auf das OK FFB, soweit nicht abweichend im Plan angegeben.

Die Brüstungshöhe ist angegeben von OK FFB bis OK roh Brüstung/ Die Tüihöhe ist angegeben von OK FFB bis UK RB Sturz/ Sämtliche Durchbruchöffnungs- und Türbreitenmaße sind Rohbaumasze, soweit nicht anders angegeben und beziehen sich auf OK FFB.

Die zu erwartenden Deckendurchbiegungen nach Angabe des Statikers sind zu berücksichtigen.

Angaben zu Entwässerung und Grundleitungen, Anlkerschienen, Einbauteilen, Einbauteilen für Lüftungen, Aufzugsanlagen, Gerätefundamente, Haustechnikinstallationen, sind den jeweiligen Ausführungs- und Montageplänen der Fachplaner bzw. ausführenden Firmen zu entnehmen. Alle Materialsprünge sind mittels Fuge zu trennen.

Die Vermaszung und Flächenberechnung der Räume beziehen sich auf die Rohbaumasze, da zum jetzigen Zeitpunkt die Wandoberflächen / Materialität noch nicht abgestimmt sind.

Notice:

All measurement and information have to be self dependent checked by the executing firms. Disagreements have to be directly reported to the architect and the construction management. All measures about the height are related to the "OK FFB" (upper edge of the finished floor) unless otherwise noted.

The parapet height is denoted from "OK FFB" until upper edge raw parapet/ The height of the door is denoted from "OK FFB" until bottom edge raw lintel of the door. All measurements of wall holes and door width are raw measures unless otherwise noted and are denoted onto "OK FFB".

The expectable bending of the ceiling - as declared by the structural engineer - has to be considered.

Information about the dimensing and the main routing of the walls, in-built units, in-built units for conduits, lightning conductors, elevators, equipment foundations, installations of mechanical services have to be taken by the execution and fitting plans of the particular planners or rather of the executing firm. All transitions have to be separated by a joint.

The dimensioning and area calculations of the rooms are denoted onto the raw measurements since for now the wall surface / materiality is not yet verified.

Doors – Fire Protection Requirements

EI 30	Tür mit Feuerwiderstandsdauer von 30 min nach DIN EN 13501 mit Zusatzfunktion Rauchschutz / door with fire-resistance of 30 minutes with additional function of smoke-protection
EI 30 C	Tür mit Feuerwiderstandsdauer von 30 min nach DIN EN 13501 mit Zusatzfunktion Selbstschließend / door with fire-resistance of 30 minutes with additional function of self–closure
EI 90	Tür mit Feuerwiderstandsdauer von 90 min nach DIN EN 13501 / door with fire-resistance of 30 minutes
EI 90 S	Tür mit Feuerwiderstandsdauer von 90 min nach DIN EN 13501 mit Zusatzfunktion Rauchschutz / door with fire-resistance of 90 minutes with additional function of smoke-protection
LG	Lochgitterttüre / perforated grid door

index	date	drafter	note of change	proved
	24.09.2013	MMA	attica thickness axis F and technical shaft towards Art House	
	02.09.2013	MMA	facade Art House, pool roofing Art House	
	23.08.2013	MMA	technical services updated to planning of building services engineering	
	06.08.2013	MMA	roofing for pools updated	
	30.07.2013	MMA	GH: Roof Offset, Heating Plant shortened, facade columns; GAP: attica and copper roof	
	27.06.2013	MMA	integrated of drainage concept TH/ camera deleted, height offsets axis 5-6 modified, facade columns added/ Art/ ceiling modified for painting of post-rooding; GAP: roof exit modified	
	12.06.2013	MMA	GH: Roof Offset, Heating Plant shortened; GAP: attica and copper roof	
	22.04.2013	MMA	GAP: Roof Exit TH 04	
	11.04.2013	MMA	GAP: new position of antenna; GH: Roof Window, Adjustments due to moved Library-Wall	
	20.03.2013	MMA	GAP: middle part moved: axis 4.1, 4.2, 5.2 by 35cm, axis 6.1 by 70cm	
	04.02.2013	MMA	Reduction of the Modern Building	
	04.02.2013	SUN	GH + MB: Attic, MB: Pool and RWA; Museum: Roof on Staircase	
	17.01.2013	MMA	facade cleaning system	

work phase / სამუშაოთა ფაზა: Phase 4 - Construction Documents

plan no. / ნახაზის №: AR_3_RO_GR_001_n

ind. st

drawing contents / ნახაზის შინაარსი: Roof Overview

± 0.00 = +439.20 üNN

GUEST HOUSE სტუმართა / ART HOUSE ხელოვნება / MUSEUM მუზეუმი

project number / პროექტის ნომერი: 1211

project / პროექტი: Museum of Fine Arts / სახვითი ხელოვნების მუზეუმი

client / დამკვეთი: MAGTI Ltd. 152 David Agmashenbeli Ave 0112 Tbilisi, Georgia

შპს "მაგთი". დავით აღმაშენებლის გამზირი 152 0112, თბილისი, საქართველო.

location / date / approval by the owner / ადგილმდებარეობა / თარიღი / მუდმივების დამოწმება:

general planner / გენერალური დაგეგმარება: W+P Gesellschaft für Projektabwicklung mbH Huyssenallee 66-68 45128 Essen, Germany

author of the architectural design / არქიტექტორული პროექტის ავტორი: GIA & ARCHIL KURDIANI'S STUDIO DYNASTY 44 Barnov Street 0179 Tbilisi, Georgia

შპს "გია და არჩილ ქურდიანების სტუდია <<დინასტია>>" ბარნოვის ქუჩა 44 0179, თბილისი, საქართველო

author of the architectural planning / არქიტექტორული ნახაზების შემსრულებელი: PLAN FORWARD GmbH Hospitalstraße 12 70174 Stuttgart, Germany

location / date / author ადგილმდებარეობა / თარიღი / ნახაზის ავტორი

based on AR-planno. ind. st: PI EMKA-11-LSH-S-001_REVID_GEORGIA ART PALACE & MODERN BUILDING & GUEST HOUSE-PRE-CONSTRUCTION S

internal note (dwg / ctb / layer management): AR_3_RO_GR_001_V.dwg; PF_1_100.ctb

M1:100

project leader / პროექტის ხელმძღვანელი

drafter / შემსრულებელი: MMA

date of creation / თარიღი: 25.09.2013

plan size / დეტალის ზომა: 840 x 1188