

ÉPÍTÉSZTERVEZŐ IRODAHÁZ

Északnyugati és délkeleti homlokzat

Építtető:	4019868011 adószámú Kft.
Építész tervező:	Építész Kamara 01790
Építész tervező neve:	Építész Kamara Nr6
Építész tervező elérhetősége:	+996 99 70 80 13

Műszaki tartalom

Építészeti engedélyezési terv

Méretarány / A2 2023 6.

Dátum 1:150

Tervszám / lap A.17

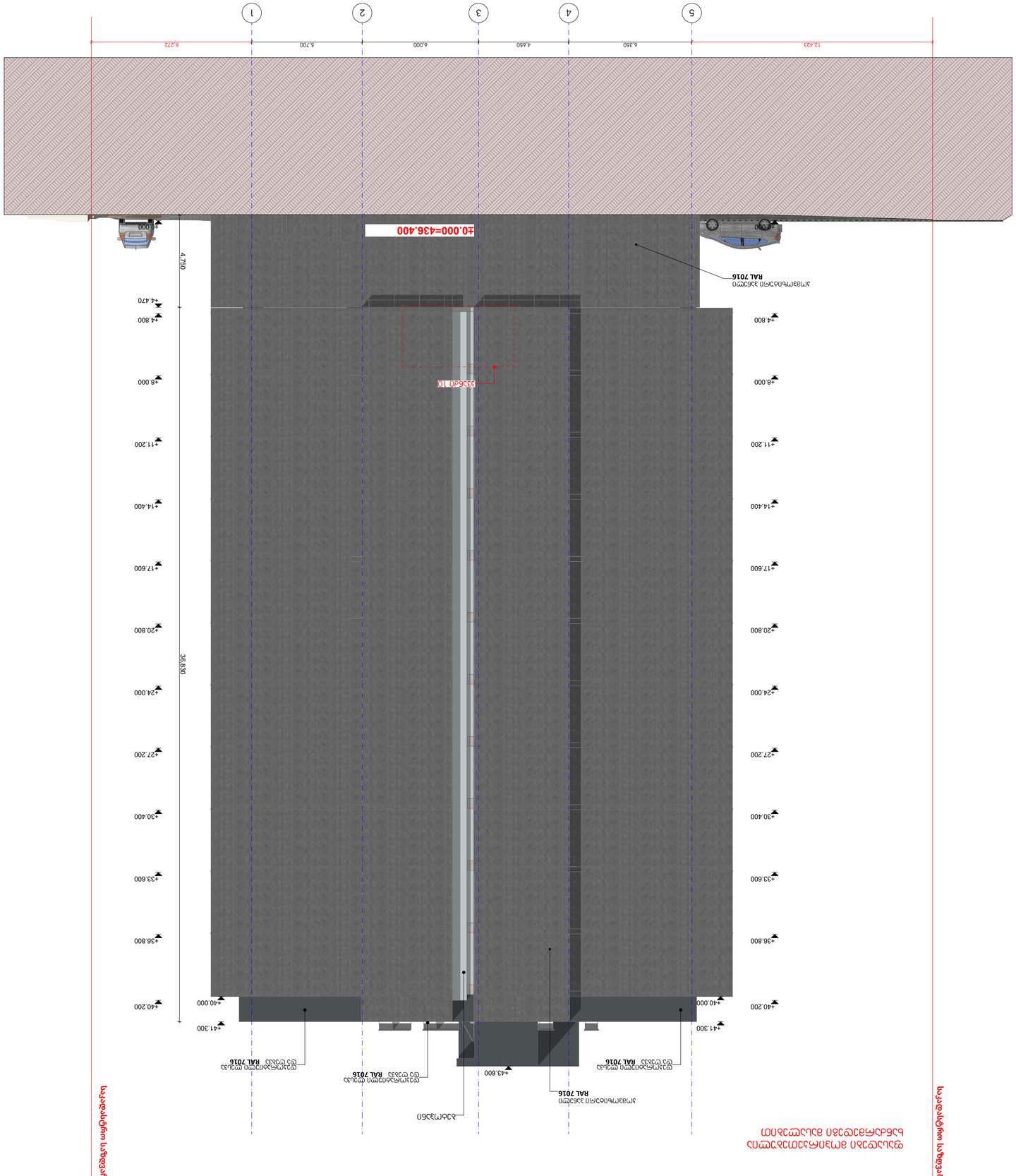
+0.000=436.400
+40.000
+40.200
+41.300
+40.000
+43.600
+4.800
+8.000
+11.200
+14.400
+17.600
+20.800
+24.000
+27.200
+30.400
+33.600
+36.800
+4.800
+8.000
+11.200
+14.400
+17.600
+20.800
+24.000
+27.200
+30.400
+33.600
+36.800
+4.470
+4.800
+8.000
+11.200
+14.400
+17.600
+20.800
+24.000
+27.200
+30.400
+33.600
+36.800
+40.200
+41.300
+40.000
+43.600
4.750
36.830
12.423
6.350
4.650
6.000
5.700
8.272
1
2
3
4
5
RAL 7016
RAL 7016
RAL 7016



არქიტექტურული ნაწილი

პირობითი აღნიშვნები

შენიშვნები
1. ნახაზზე ზომები მოცემულია
მილიმეტრებში
2. მშენებლობის დროს ყველა
ცვლილება შეთანხმდეს
არქიტექტორთან

დამკვეთი

პროექტის სახელწოდება
მრავალფუნციური
კომპლექსი / ბლოკი ბ

მისამართი
ქ.თბილისი,აღმაშენებლის
ხეივანი მე 13 კმ

ნაკვეთის საკადასტრო კოდი
(01.72.14.200.003)

N

დირექტორი
გიორგი ქევანიშვილი

არქიტექტორი
გიორგი ქევანიშვილი
დავით ელიზბარაშვილი
ბესიკ თუთბერიძე
ლევანი ქორქოლიანი

ARCHIDEA
ARCHITECTURE

შპს "არქიდეა" 401986801
საქართველო,
0179,თბილისი
ჯაბუა ამირეჯიბის
გზატკეცილი №6
ტელ; +995 99 70 80 13

ფურცლის სახელწოდება
ფასადი ა-კ ღერძებს შორის

ფურცელი A.19

მასშტაბი 1:150

ფორმატი / A2 2023 წ.



A.20

2023 6.

1:150

N

ARCHIDEA
ARCHITEKTÚRA

Ing. Arch. Ján Kvasnica, PhD.
Hlavná 179, 010 01 Žilina
Slovenská republika
tel.: +421 905 123 456
kvasnica@archidea.sk

კარების სპეციფიკაცია								
დასახელება	D - 1	D - 2	D - 3	D - 4	D - 5	D - 6	WD - 1	WD - 2
რაოდენობა	3	1	2	11	1	1	109	165
ზომა (სიგანე/სიმაღლე მმ)	1,000×2,300	976×2,300	1,000×2,300	800×2,300	1,000×1,800	1,000×2,300	1,800×2,350	1,800×2,350
ფართობი (მ2)	2.3	2.2	2.3	1.8	1.8	2.3	4.2	4.2
ორიანტაცია	L	L	R	R	L	L	R	L
გეგმა	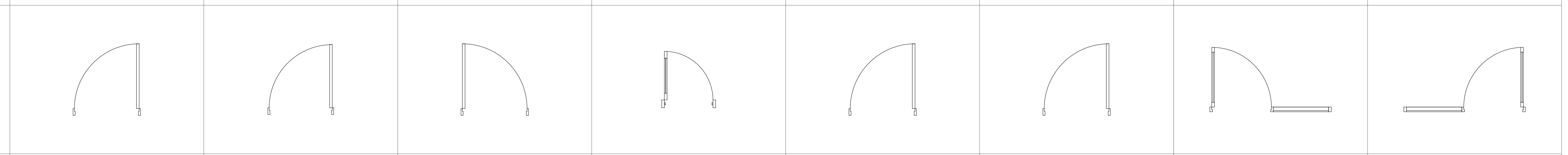							
წინხედი	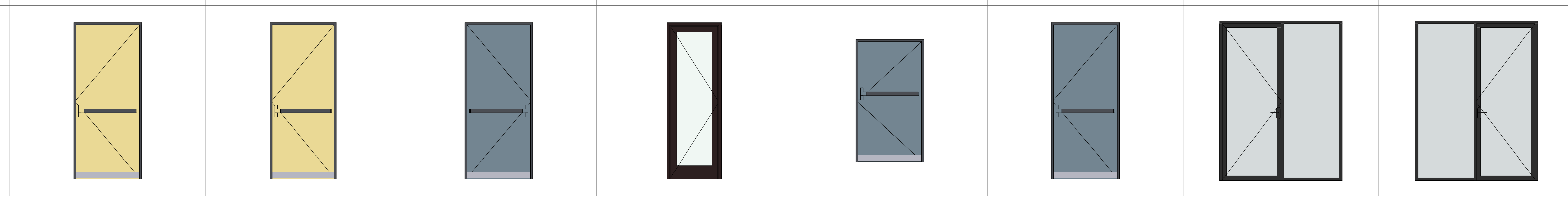							

ფანჯრების სპეციფიკაცია							
დასახელება	W - 1	W - 2	W - 3	W - 4	W - 5	W - 6	W - 7
რაოდენობა	2	2	2	1	2	32	32
ზომა (სიგანე/სიმაღლე მმ)	1,800×1,700	1,800×1,700	600×2,500	1,800×1,700	1,800×1,700	650×2,350	650×2,350
ფართობი (მ2)	3.1	3.1	1.5	3.1	3.1	1.5	1.5
ორიანტაცია	R	L	L	R	L	R	L
გეგმა	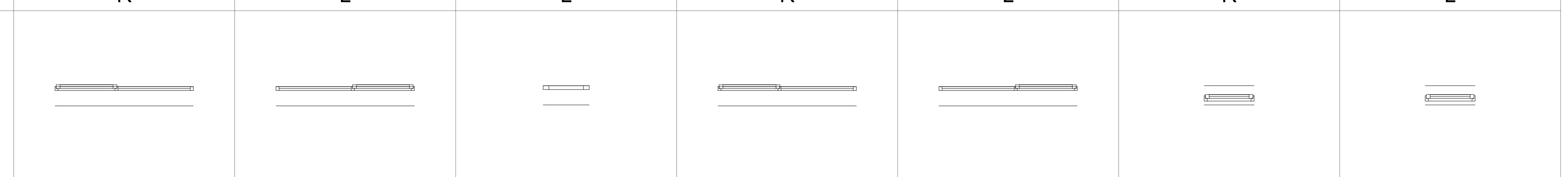						
წინხედი	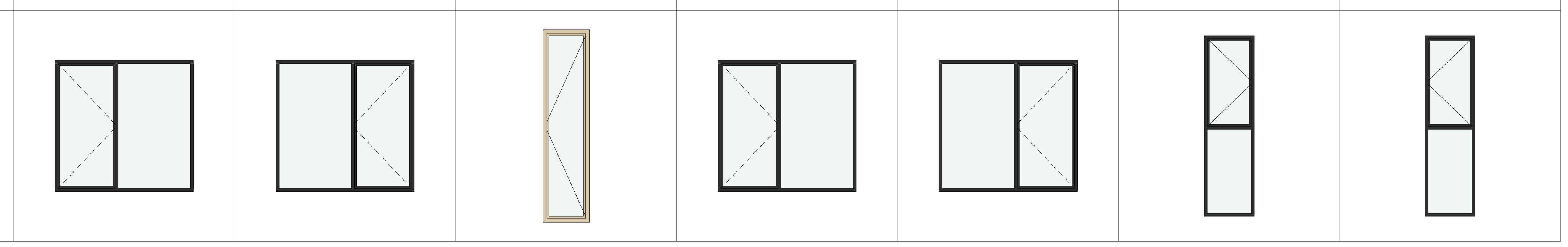						

დასახელება	CW - 1
რაოდენობა	1
ზომა (სიგანეXსიმაღლე მმ)	33 550X3800
ფართობი (მ2)	135.30
გეგმა	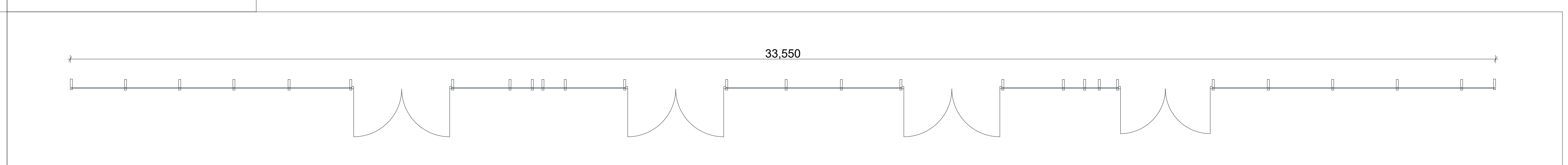
წინხედი	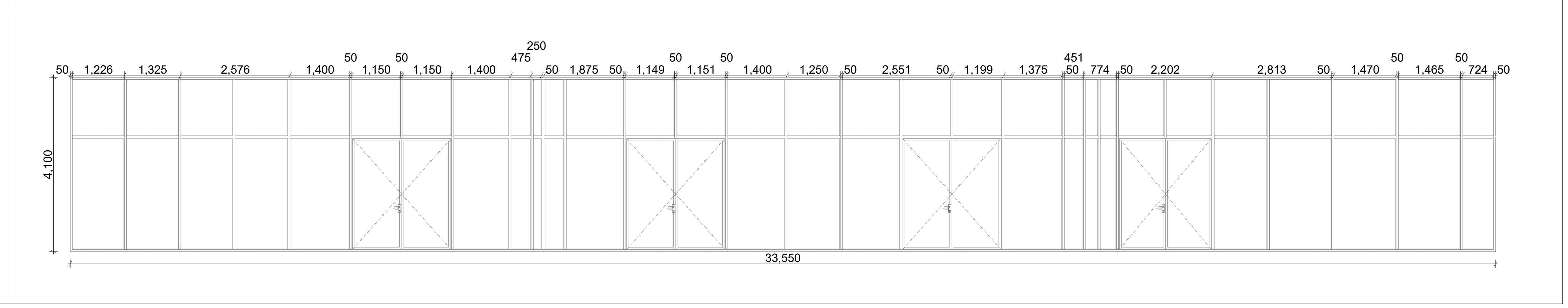

არქიტექტურული ნაწილი

პირობითი აღნიშვნები

შენიშვნები
1. ნახაზზე ზომები მოცემულია მილიმეტრებში
2. მშენებლობის დროს ყველა ცვლილება შეთანხმდეს არქიტექტორთან

დამკვეთი

პროექტის სახელწოდება
მრავალფუნქციური კომპლექსი / ბლოკი ბ

მისამართი
ქ.თბილისი,ალმაშენებლის ხეივანი მე 13 კმ

ნაკვეთის საკადასტრო კოდი
(01.72.14.200.003)

N

დირექტორი
გიორგი ქვანიშვილი

არქიტექტორი
გიორგი ქვანიშვილი
დავით ელიზბარაშვილი
ბესიკ თუთბერიძე
ლევანი ქორქოლიანი

ARCHIDEA
ARCHITECTURE

შპს "არქიდეა" 401986801
საქართველო,
0179,თბილისი
ჯაბუა ამირეჯიბის
გზატკეცილი №6
ტელ; +995 99 70 80 13

ფურცლის სახელწოდება
კარ-ფანჯრების სპეციფიკაცია

ფურცელი A.21

მასშტაბი 1:0.75, 1:100

ფორმატი / A2 2023 წ.

Technical Data Sheet

G-Ext® EXTERIOR DECORATIVE PANELS

G-Ext® show superior endurance against strong weather conditions; direct sun light, rain, acid rain, wind and friction. The special coating and curing technology ensures the UV resistance and provides colour stabilization which takes G-Ext® always one step ahead from equivalent products of the competitors.

G-Ext® decorative panels has compliance certificate in accordance with European Standards. Therefore; they comply with entire product and environmental regulations. Besides its superior endurance, it does not contain hazardous materials and it is environment friendly.

G-Ext® decorative panels can be produced in B1 class which has extra fire-resistance feature if requested. G-Ext® decorative panels have 10 years of guarantee and an extensive life span, provided that conditions specified in general specification are followed.

G-Ext® is used for all types of exterior cladding on buildings and structures such as residents, workplaces, business centers, banks, public buildings, sport halls, stadiums, airports and hospitals as well as balcony coatings.

EN Classification		EDS
EN 438 6 / 7	Thickness Range	4mm - 20mm
	Dimensions	1300x2800mm / 1300x3050mm other sizes upon request.

Surface of G-Ext® panels is enhanced by using electron beam curing (EBC) technology which is used by liminted number of companies around the world.

WATER REPELLANT | DRY HEAT RESISTANCE | SCRATCH & ABRASION RESISTANCE | LOW LIGHT REFLECTIVITY | HEAT & COLD RESISTANCE | EASY TO CLEAN | ULTRA COLOR INTENSITY | IMPACT RESISTANCE | RESISTANCE TO HOUSEHOLD AND LABRATORY CHEMICAL

Characteristics	Test Method	Test Value	Required Value
Thickness	EN 438-2 Section 5 4 mm Nominal 6 mm Nominal 8 mm Nominal 10 mm Nominal 13 mm Nominal 18 mm Nominal 22 mm Nominal	 4.1 mm 6.2 mm 8.1 mm 10.2 mm 13.4 mm 18.3 mm 22.3 mm	3.0 ≤ t < 5.0 mm : ± 0.3 mm 5.0 ≤ t < 8.0 mm : ± 0.4 mm 8.0 ≤ t < 12.0 mm : ± 0.5 mm 8.0 ≤ t < 12.0 mm : ± 0.5 mm 12.0 ≤ t < 16.0 mm : ± 0.6 mm 16.0 ≤ t < 20.0 mm : ± 0.7 mm 20.0 ≤ t < 25.0 mm : ± 0.8 mm 25.0 ≤ t : According to Agreement customer / producer
Surface Quality	EN 438-2 Section 4 Dirt, Spots & similar surface defects Fibers, hairs & scratches	≤ 2 mm^2/m^2 ≤ 20 mm/m^2	≤ 2 mm^2/m^2 ≤ 20 mm/m^2
Density	ISO 1183 - 1	≥ 1.35 gr/cm^3	≥ 1.35 gr/cm^3
Wear Resistance	EN 438-2 Section 10 EDS / EDF	IP = 235 Rev. Wear Value = 400 Rev.	Initial Point ≥ 150 Rev. Wear Value ≥ 350 Rev.
Scratch Resistance	EN 438-2 Section 25 EDS / EDF	> 6 N	Textured Surface min. 3 N
Impact Resistance	EN 438-2 Big Ball Section 21 EDS / EDF t ≥ 6.0 mm	 No Crack, 3.5 mm	 1800 mm height: no crack, 10 mm max.
Surface Crack @ 80°C 20 hours	EN 438-2 Section 24 CGS / CGF	Level 4	Min. Level 4
Resistance to Dry Heat at 180°C	EN 438-2 Section 16 CGS Textured Surface Finish	 Level 5	 Min. Level 4
Resistance to Water Vapor	EN 438-2 Section 14 EDS / EDF Textured Surface Finish	 Level 5	 Min. Level 4
Resistance to Boiling Water	EN 438-2 Section 12 EDS / EDF t ≥ 5.0 mm Textured Surface Finish	 ΔW = 0.5% ΔT = 0.4% Level 5	 Max. 2% in weight Max. 2% in thickness Min. Level 4
Resistance to Wet Condition (Immersion in water 65°c ; 48 hours)	EN 438-2 Section 15 EDS, EDF t ≥ 5.0 mm	 ΔW = 1.0% Level 5	 Max. 5% in weight Color change min. level 4
Resistance to Staining	EN 438-2 Section 26 EDS, EDF Group 1 + 2 Group 3	 Level 5 Level 5	 Min. Level 5 Min. Level 4

Characteristics	Test Method	Test Value	Required Value
Flatness	EN 438-2 Section 9 EDS, EDF 6.0 ≤ t ≤ 10.0 mm	 1.87 mm	 Max. 3 mm / 1 m length
Light Fastness	EN 438-2 Section 27[1] EDS, EDF Grey Scale[4]	 Level 5	 Min. Level 4
Resistance to UV Light 3000 hour	EN 438-2 Section 28[2] EDS, EDF Grey Scale[4] Contrast Appearance	 Level 4 Level 5	 Min. Level 3 Min. Level 4
Resistance to Artificial Weathering 3000 hour	EN 438-2 Section 29[1] EDS, EDF Grey Scale[4] Contrast Appearance	 Level 4 Level 5	 Min. Level 3 Min. Level 4
Dimensional Stability at Elevated Temperature (70°C; 90% RH)	EN 438-2 Section 17 EDS, EDF t ≥ 5.0 mm	 L = 0.18% W = 0.36%	 L : max. 0.3% W : max. 0.6%
Resistance to Climatic Shock	EN 438-2 Section 19 EDS, EDF Appearance Flexural Strength Index Ds Flexural Modulus Index Dm	 Level 5 0.98 0.97	 Min. Level 4 Min. 0.95 Min. 0.95
Resistance to Climatic Changes	Gentas Internal Test[5] Appearance	 Level 5	 Min. Level 4
Flexural Strength	EN ISO 178 EDS, EDF	 110.7 Mpa	 Min. 80 MPa
Flexural Modulus	EN ISO 178 EDS, EDF	 9834 MPa	 Min. 9000 MPa
Tensile Strength	EN ISO 527 – 2 EDS, EDF	 85 Mpa	 Min. 60 Mpa
Coefficient of Linear Thermal Expansion (COTE)	ASTM D696-08[3]	6.0 x 10^{-6} mm / mm °C	–
Thermal Conductivity	ASTM C 518	0.416 W/mK	–
Total Volatile Organic Compound Emission	ASTM D5116	< 0.010 mg/m^2/hr	< 0.5 mg/m^2/hr

Characteristics	Test Method	Test Value	Required Value
Color Difference[8]	ISO 7724 Gentas Internal Standard[9]	Uni Colors : ΔE ≤ 1.0 Printed Designs: No Visual Difference	– –
Resistance to SO_2[6]	DIN 50018 50 Cycles	4 – 5 Grey Scale	–

Remarks:
(1) Based on test method EN ISO 4892-1 and 4892-2.
(2) Based on test method EN ISO 4892-3.
(3) COTE test is conducted between +30°C To -30°C.
(4) Grey scale assessment according to EN 20105-A02.
(5) Gentas internal test procedure for resistance to climatic changes is available upon request only.
(6) "Acid Rain" damp heat alternating atmosphere, 50 cycles (Test Report Upon Request) .
(7) Upon customer request.
(8) The Color Difference refers to the color deviation from the master sample as agreed between Gentas and the customer per batch size (Refer to project batch size).
(9) Gentas internal test method for evaluation of color difference in plain color design . As part of Gentas quality test , The color difference is evaluated and can be guaranteed according to the claimed value . Any other color testing method and/or tested value will not be acceptable by Gentas and can not be the base to any claim .

G-Ext Cleaning Instructions :
1) The following cleaning instruction is suitable for periodic cleaning / maintaining and for cleaning after installation (Adhesive residue ets.).
2) Use non abrasive cloth (Cotton Based / Vileda® Microclean Cloth) soaked with one of the following cleaners:
-Regular cleaning soap 5% solution (any household soap is suitable for this purpose).
-Antistatic Cleaning + Care Agent for Plastics (AKU) from Burnus®.
-Oxivir Plus Spray (Produced by Diversey – www.diverseysolutions.com).
-Sprint Spitfire Spray (Produced by Diversey – www.diverseysolutions.com).
All mechanical cleaning system, e.g. rotating brushes / wiper blades etc. are unsuitable for the surface and may cause a permanent damage to the decorative surface.
3) Wipe the surface with non abrasive cloth from any residue of the cleaner.
4) Wipe the surface with non abrasive clothe soaked with regular water and leave the surface for 5 minutes in order to dry.
5) Clean the surface again with dry cloth.
6) For cleaners preparation method – follow producer instructions.
7) The following chemicals Should Not Be Used for Cleaning the G-Ext Surface:
7.1) Hard base solutions: Ammonium Hydroxide, Sodium Hydroxide, Sodium Hypochlorite, Sodium Chloride.
7.2) Hard acidic solutions: Hydrochloric Acid, Sulphuric Acid, Nitric Acid, Phosphoric Acid, Acetic Acid, Hydrofluoric Acid, Chromic Acid, Formaldehyde, Formic Acid, Phenol.
7.3) Reagents: Silver Nitrate, Potassium Permanganate, Ferric (III) Chloride, Copper Sulphate, Iodine Tincture.
7.4) Organic solvents: Furfural, Acetone, Ethyl Alcohol, Methyl Ethyl Ketone, Dichloromethane, Ethylacetate, n – Butyl Acetate n – Hexane, Methyl Alcohol, Methyl Isobutyl Ketone, TetraHydroFurane (THF), Toluene, Tri Chloro Ethylene, Xylene, Methyl Violet 2B.
7.5) Organic compounds: Mono Ethylene Glycol (MEG), Di Ethylene Glycol (DEG).